

ICEI[®] BUSINESS CONFIDENCE INDEX INDUSTRIAL SECTORS

ECONOMIC INDICATORS **CNI**





CNI
Brazilian National Confederation of Industry
THE FUTURE OF INDUSTRY

With floods, industry in the southern region of Brazil registers lack of confidence



The sectorial results of the Industrial Entrepreneur Confidence Index (ICEI) for May 2024 in its regional opening show the first impact of the floods in the state of Rio Grande do Sul on the total confidence of the southern region: the region's confidence index fell and crossed the dividing line between confidence and lack of confidence. Meanwhile, industries in the other regions of Brazil remain confident and show, for the most part, an increase in confidence in May.

Among the different sizes of industry (small, medium, and large companies), confidence remained practically stable between April and May. Among the different sectors, confidence advanced in 14 of 29 of them, and fell in the remaining 15 sectors.

+ Most confident sectors

	Pharmacochemicals and Pharmaceuticals	57.7
	Repair and installation	55.6
	Beverages	55.2
	Mining of non-metal ores	55.0

- Least confident sectors

	Wood	47.3
	Non-metallic mineral products	48.0
	Leather	48.2
	Furniture	48.3

Note: The ICEI ranges from 0 to 100 points. A score above 50 points indicates business confidence. The further the score is above 50 points, the greater and more widespread the confidence is. A score below 50 points indicates a lack of business confidence. The further the score is below 50 points, the greater and more widespread the lack of confidence is.



ICEI by company size

Industry confidence varied little in different company sizes, indicating stability between April and May. Medium and large industries remain confident, while small ones remain very close to the dividing line, revealing a neutral assessment by entrepreneurs (without confidence, nor lack of confidence).

SIZE	May-23	Apr-24	May-24
Small companies	47.6	49.7	49.9
Medium-sized companies	48.4	50.7	51.0
Large companies	50.9	53.8	53.5

Note: The ICEI ranges from 0 to 100 points. A score above 50 points indicates confidence among entrepreneurs. A score below 50 points indicates a lack of confidence among entrepreneurs.



ICEI by Geographic Region

In May 2024, industry confidence fell, notably, in the southern region of Brazil (-3.5 points), while it increased in most of the other regions. The greatest advances in confidence in May occurred in the North (+3.9 points) and Northeast (+1.2 points). In the Midwest, the increase was more modest (+0.6 point). In the Southeast, industry confidence remained practically stable between May and April (+0.2 point).

The decline in confidence in the southern region was enough to make the region's index fall below the dividing line of 50 points, thus marking a transition from confidence to lack of confidence between April and May. The other regions remain confident.

GEOGRAPHIC REGION	May-23	Apr-24	May-24
North Region	50.0	52.6	56.5
Northeast Region	52.0	54.9	56.1
Southeast Region	49.1	50.4	50.6
South Region	46.5	50.9	47.4
Mid-Western Region	51.4	53.7	54.3

Note: The ICEI ranges from 0 to 100 points. A score above 50 points indicates confidence among entrepreneurs. A score below 50 points indicates a lack of confidence among entrepreneurs.



ICEI by Industry Sectors

From April to May 2024, the confidence index of the extractive industry increased 2.5 points, to 56.9 points, moving even further away from the indices of the other industrial segments. In the construction industry, the index fell 0.8 point – the second consecutive drop – to 51.7 points. In the manufacturing industry, the index remained at 51.8 points.

In May 2024, industry confidence advanced in 14 of 29 sectors and fell in the remaining 15 sectors. Three industrial sectors made a transition from lack of confidence to confidence: perfumery, cleaning and personal hygiene, specialized services for construction, and machinery and equipment. Simultaneously, two industrial sectors made the opposite transition, from confidence to lack of confidence: computer, electronic, and optical equipment and footwear and its parts.

Thus, in the month of May, 19 of 29 sectors are confident, nine of 29 register lack of confidence, and one sector appears neutral.

SECTORS	May-23	Apr-24	May-24
Mining and Quarrying	52.2	54.4	56.9
Construction Industry	51.9	52.5	51.7
Manufacturing Industry	48.9	51.8	51.8

Note: The ICEI ranges from 0 to 100 points. A score above 50 points indicates business confidence. A score below 50 points indicates a lack of business confidence.

Industry Sectors

SECTORS	May-23	Apr-24	May-24
Mining and Quarrying	52.2	54.4	56.9
Mining of non-metal ores	51.2	53.1	55.0
Construction Industry	51.9	52.5	51.7
Construction of buildings	51.1	52.8	50.9
Infrastructure construction	51.0	51.9	50.0
Specialized services for the construction	50.6	49.8	52.1
Manufacturing Industry	48.9	51.8	51.8
Food	49.7	52.0	53.3
Beverages	49.8	53.3	55.2
Textiles	47.7	51.2	52.5
Wearing apparel	48.9	50.9	50.2
Leather	42.8	49.3	48.2
Footwear and parts	49.5	50.9	49.1
Wood	41.7	46.6	47.3
Pulp and Paper	49.0	51.9	51.7
Printing and reproduction	48.2	49.7	48.6
Biofuel	51.8	55.9	53.1
Chemicals (except Perfumery, cleaning, etc.)	48.6	50.0	50.9
Perfumery, cleaning, and personal hygiene	50.9	48.2	52.6
Pharmacochemicals and Pharmaceuticals	51.1	55.5	57.7
Rubber	41.6	49.0	48.4
Plastic products	47.0	49.5	49.8
Non-metallic mineral products	43.2	45.9	48.0
Basic metals	52.1	51.9	50.1
Metal Products	47.7	51.5	50.2
Computers, electronics, and opticals	47.6	52.2	49.6
Electrical equipment	51.9	52.6	51.0
Machinery and equipment	48.9	49.8	51.4
Motor vehicles	45.6	54.2	50.9
Furniture	44.7	47.8	48.3
Other manufacturing	52.3	53.3	53.5
Repair and installation	51.8	59.0	55.6

Note: The ICEI ranges from 0 to 100 points. A score above 50 points indicates confidence among entrepreneurs. A score below 50 points indicates a lack of confidence among entrepreneurs.



Technical specifications

Sample profile

2,001 companies: 800 small, 721 medium and 480 large.

Collection period

1 to 16 May, 2024.

Document completed on May 21, 2024.



Learn More

For further information on sectorial and regional results, previous issues, methodology, and historical series, please visit: www.cni.com.br/e_iceisetorial

ICEI® - BUSINESS CONFIDENCE INDEX - INDUSTRIAL SECTORS | English version of "ICEI - Índice de Confiança do Empresário Industrial - Resultados Setoriais, Maio 2024" | Monthly publication of the National Confederation of Industry - CNI | www.cni.com.br | Board of Industrial Development - DDI | Director: Rafael Lucchesi Ramacciotti | Superintendency of Economy - ECON | Superintendent: Mário Sérgio Carraro Telles | Economic Analysis Unit - GAE | Manager: Marcelo Souza Azevedo | Analysis: Danilo Cristian da Silva Sousa | Statistics Unit | Manager: Edson Velloso | Team: Aretha Silícia Soares and Brenda Ribeiro | Editing Unit - CDIV | Coordinator: Carla Gadelha | Graphic Design: Simone Marcia Broch

Customer Service - Phone: +55 (61) 3317-9992 - email: sac@cni.com.br

This publication may be reproduced, provided that the source is mentioned.

