

Brazilian Industry in Figures

1. Industry performance (short-term indicators)

• Main industrial indicators

Variable	May20/ Apr20(%) seasonally adjusted	May20/ May19 (%)	Accumulated rate in the last 12 months; until May (%)
Physical Production ¹	7.0	-21.9	-5.4
Real Sales ²	11.4	-17.7	-4.7
Employment ²	-0.8	-4.7	-1.1

Source: IBGE and CNI

1 Mining and quarrying and Manufacturing; 2 Manufacturing

Variable	May/20	Apr/20	May/19
Capacity utilization ¹ Seasonally adjusted, average percentage	69.6%	67%	78.1%
Actual-planned inventories ^{2,3} Index	47.4	49.8	51.6

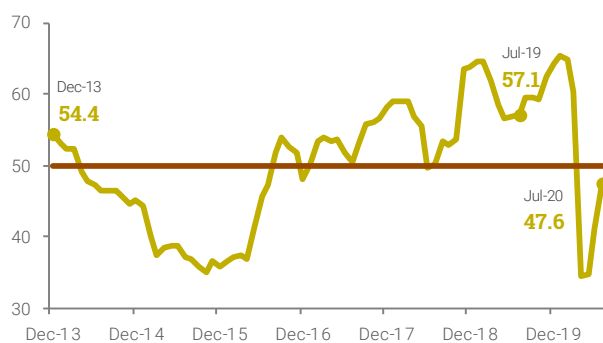
Source: CNI

1 Manufacturing; 2 Mining and quarrying and Manufacturing; 3 The indicator varies in the 0-100 interval. Figures above 50 points indicate that actual inventory is above planned levels.

Variable	Value May/20	Value Apr/20	Accumulated value in the last 12 months; until May
Industry goods and services exports US Dollar (Millions), F.O.B	12,085	11,935	171,853
Industry goods and services imports US Dollar (Millions), F.O.B	13,075	11,210	171,126
Industry trade balance US Dollar (Millions), F.O.B	-990	725	727

Source: CNI, based on Funcex and Central Bank of Brazil data.

• Business Confidence Index

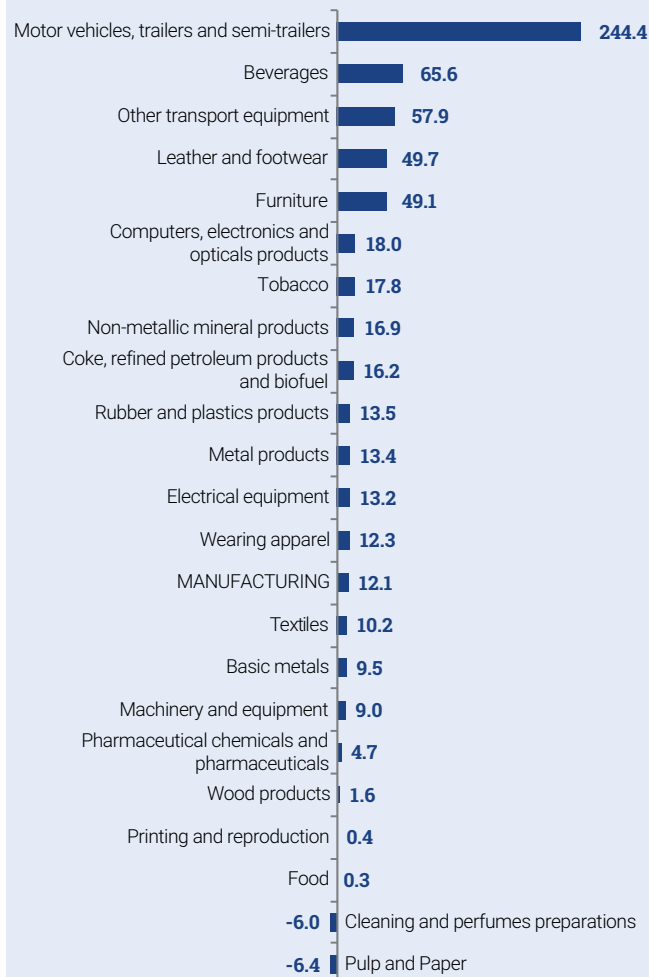


Source: CNI

Note: 1 Mining and quarrying, Manufacturing and Construction; 2 The indicator varies in the 0-100 interval. Figures above 50 points indicate that entrepreneurs are confident.

• Sectoral physical production - Monthly variation - Manufacturing

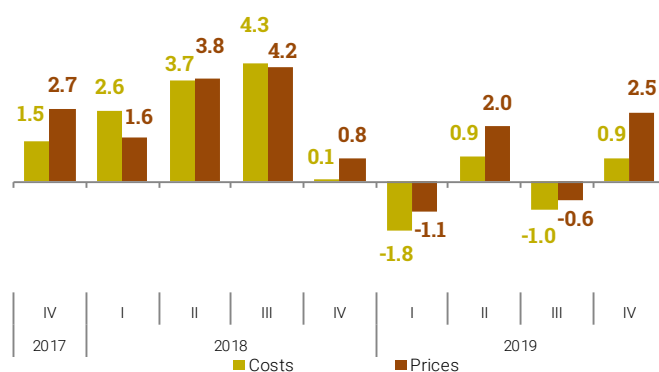
May compared to April (%) - seasonally adjusted



Source: IBGE

• Industrial prices and costs - Quarterly variation

Growth rate compared to the immediately previous quarter (%)



Source: CNI and FGV

Note: 1 Manufacturing; 2 Seasonally adjusted.

2. Industry Profile

• The importance of industry in Brazil

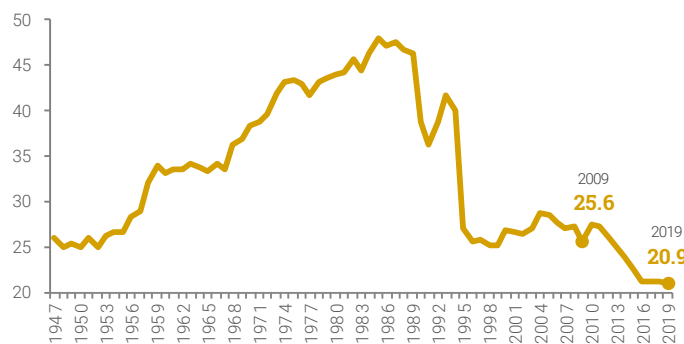
Share in GDP, employment and total payroll

Activity	GDP		Employment		Total payroll	
	2009	2019	2008	2018	2008	2018
INDUSTRY	25.6	20.9	24.1	20.2	24.8	19.6
Mining and quarrying	2.2	3.0	0.5	0.5	1.4	1.0
Manufacturing	15.3	11.0	17.5	14.5	17.4	13.8
SIUP ¹	2.7	3.2	1.0	1.0	1.8	1.6
Construction	5.4	3.7	5.0	4.2	4.2	3.3

Source: IBGE and Ministry of Economy

1 Public Utility Industrial Services. It refers to electricity, gas, water supply, sewerage and other related services.

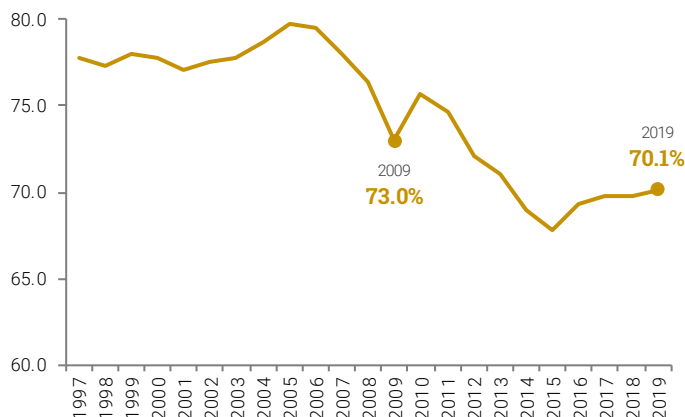
Evolution of industry's share in GDP - 1947-2019 (%)



Source: IBGE

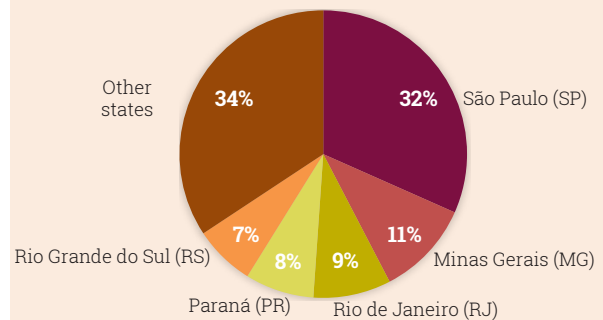
Note: Mining and quarrying, Manufacturing, Construction and Public Utility Industrial Services (such as electricity, gas, water supply, sewerage and other related services).

Evolution of Industry's share in goods and services exports - 1997 to 2019 (%)



Source: CNI, based on Ministry of Economy and Central Bank of Brazil data.

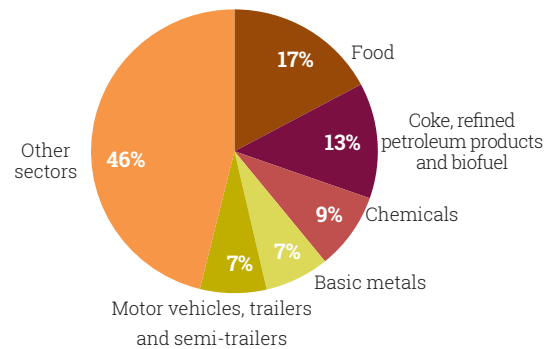
• Top five Brazilian states in share of Industry GDP - 2017 (%)



Source: IBGE

Note: Mining and quarrying, Manufacturing, Construction and Public Utility Industrial Services (such as electricity, gas, water supply, sewerage and other related services).

• Top five sectors in share of Manufacturing value added - 2018 (%)



Source: IBGE

• International Comparison - Brazil and selected countries

Industry's share in GDP, in employment and in goods and services exports (%)

Countries	GDP		Employment		Exports of goods and services ¹	
	2008	2018	2008	2018	2008	2018
Argentina	26.3	23.1	24.0	22.4	68.9	64.4
Brazil	27.3	21.2	24.1	20.2	76.4	69.8
China	47.0	40.7	26.9	28.6	91.7	90.9
South Korea	32.7	35.1	25.5	25.0	84.8	87.8
United States	21.0	18.6	21.5	19.4	64.5	61.5
India	31.1	27.0	21.0	24.7	57.5	56.6
Mexico	34.8	31.2	25.6	26.0	91.3	90.4
Russian Federation	30.8	32.1	29.0	26.9	88.8	84.3

Source: The World Bank, IBGE, Ministry of Economy, OECD, Central Bank of Brazil and Bureau of Economic Analysis.

Note: 1 The sources for exports of goods are OECD and Ministry of Economy. For the exports of services are Ministry of Economy, Central Bank of Brazil and UNCTADstat.



Learn more about Brazilian Industry. Visit CNI's interactive tools:

Perfil da Indústria Brasileira (Portuguese only): <http://industria brasileira.portaldaindustria.com.br/>

Perfil da Indústria nos Estados (Portuguese only): <http://perfil estados.portaldaindustria.com.br/>



Brazilian National Confederation of Industry
THE FUTURE OF INDUSTRY