

ICEI[®] BUSINESS CONFIDENCE INDEX INDUSTRIAL SECTORS

ECONOMIC INDICATORS **CNI**

CNI

Brazilian National Confederation of Industry
THE FUTURE OF INDUSTRY

Confidence remains widespread among all industrial sectors in August






In August 2021, the Business Confidence Index (ICEI) remained above the 50-point dividing line in all 30 industrial sectors surveyed, indicating that entrepreneurs in these sectors remain confident. This result marks the fourth consecutive month of widespread confidence among all industrial sectors.

In August, confidence grew in 21 of the 30 industrial sectors surveyed, remained unchanged in two, and declined in the remaining sectors. In six of the seven sectors which recorded a drop in confidence, such drop was less than one point. The only sector that recorded a more intense drop in confidence was Repair and installation, with a decline of 3.7 points.

+ Most confident sectors

	Machinery and equipment	66.6
	Chemicals, exc. cleaning and perfumes	65.9
	Other manufacturing	65.8
	Electrical equipment	65.1
	Metal products	65.0

- Least confident sectors

	Beverages	56.8
	Infrastructure construction	58.3
	Specialized services for the construction	58.5
	Other transport equipment	58.8
	Specialized services for the construction	60.2

Note: The ICEI ranges from 0 to 100 points. Figures above 50 points indicate business confidence. The further above 50 points, the greater and more widespread is the confidence. Figures below 50 points indicate lack of business confidence. The further below 50 points, the greater and more widespread is the lack of confidence.

Summary of results

ICEI BY COMPANY SIZE

	AUG-20	JUL-21	AUG-21
Small	55.1	60.9	61.7
Medium	56.8	61.1	62.5
Large	57.8	62.4	62.9

ICEI BY REGION

	AUG-20	JUL-21	AUG-21
North	59.0	65.1	66.0
Northeast	56.5	59.5	61.9
Southeast	55.3	60.4	60.9
South	58.0	64.0	64.6
Midwest	56.4	63.0	62.6

ICEI BY SECTORS AND INDUSTRIAL SEGMENTS

SECTORS	AUG-20	JUL-21	AUG-21
Mining and Quarrying	57.2	65.8	65.4
Mining of non-metal ores	59.5	63.5	63.5
Manufacturing	57.5	62.4	63.1
Food	56.1	61.5	61.7
Beverages	54.5	55.0	56.8
Textiles	60.0	62.4	64.1
Wearing apparel	50.9	61.9	63.4
Leather and related products	50.7	58.4	61.9
Footwear and parts	50.4	58.4	61.7
Wood products	60.2	65.5	64.6
Pulp and Paper	54.2	60.9	61.9
Printing and reproduction	50.3	61.2	60.9
Biofuel	53.5	63.3	62.5
Chemicals, exc. cleaning and perfumes	58.2	64.2	65.9
Cleaning and perfumes preparations	56.4	59.9	62.5
Pharmaceuticals	61.4	60.7	63.4
Rubber	62.8	60.0	63.0
Plastic Products	61.7	61.8	61.1
Non-metallic mineral products	63.3	61.2	62.9
Basic metals	58.7	64.1	64.1
Metal products	57.9	63.5	65.0
Computers, electronics and opticals products	58.1	61.9	61.4
Electrical equipment	58.2	64.0	65.1
Machinery and equipment	56.4	64.1	66.6
Motor vehicles, trailers and semi-trailers	55.9	62.3	63.5
Other transport equipment	50.8	59.3	58.8
Furniture	58.6	61.5	62.3
Other manufacturing	55.2	63.4	65.8
Repair and installation	50.2	63.9	60.2
Construction Industry	54.0	57.8	59.7
Construction of buildings	54.1	59.6	60.5
Infrastructure construction	51.0	57.7	58.3
Specialized services for the construction	55.0	57.7	58.5

Note: The ICEI ranges from 0 to 100 points. Figures above 50 points indicate business confidence. Figures below 50 points indicate lack of business confidence.



Technical specifications

Sample profile

2,383 enterprises, including 949 small, 860 medium and 574 large companies.

Data collection period

August 2-11, 2021.

Document closed by August 23, 2021.



Learn more

For more information on the survey, including sectoral and regional results, previous editions, methodology and historical series, visit: www.cni.com.br/e_iceisetorial

ICEI® - BUSINESS CONFIDENCE INDEX - INDUSTRIAL SECTORS | English version of "Índice de Confiança do Empresário Industrial - Resultados Setoriais, Agosto 2021" | Monthly publication of the National Confederation of Industry - CNI | www.cni.com.br | Board of Industrial Development and Economy - DDIE | Economics Office - ECON | Economics Executive Officer: Renato da Fonseca | Economic Analysis Unit - GAE | Manager: Marcelo Souza Azevedo | Analysis: Danilo Cristian da Silva Sousa | Statistics Unit | Manager: Edson Velloso | Team: Aretha Silícia Soares | Editing Unit - CDIV | Coordinator: Carla Gadelha | Graphic Design: Simone Marcia Broch

Customer Service - Phone: +55 (61) 3317-9992 - email: sac@cni.com.br

This publication may be reproduced, provided that the source is mentioned.

