

# Brazilian Industry in Figures

## 1. Industry performance (short-term indicators)

### • Main industrial indicators

Variable	Oct-20/ Sep-20(%) seasonally adjusted	Oct-20/ Oct-19 (%)	Accumulated rate in the last 12 months; until October (%)
Physical Production <sup>1</sup>	1.1	0.3	-5.6
Real Sales <sup>2</sup>	2.2	7.0	-0.9
Employment <sup>2</sup>	0.3	-0.8	-2.1

Source: IBGE and CNI

1 Mining and quarrying and Manufacturing; 2 Manufacturing

Variable	Oct/20	Sep/20	Oct/19
Capacity utilization <sup>1</sup> Seasonally adjusted, average percentage	80.3%	79.4%	77.8%
Actual-planned inventories <sup>2,3</sup> Index	43.3	43.4	51.1

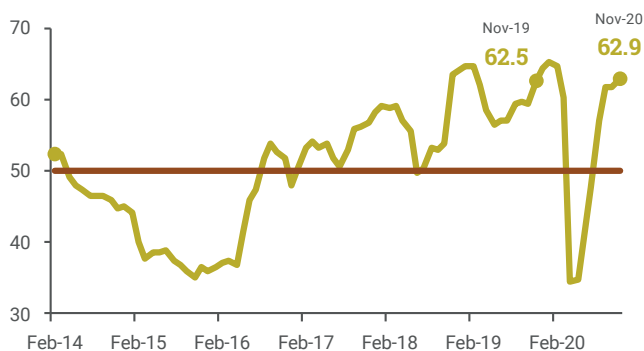
Source: CNI

1 Manufacturing; 2 Mining and quarrying and Manufacturing; 3 The indicator varies in the 0-100 interval. Figures above 50 points indicate that actual inventory is above planned levels.

Variable	Value Oct-20	Value Sep-20	Accumulated value in the last 12 months; until October
Industry goods and services exports US Dollar (Millions), F.O.B	14,921	14,699	163,878
Industry goods and services imports US Dollar (Millions), F.O.B	12,005	11,940	149,102
Industry trade balance US Dollar (Millions), F.O.B	2,916	2,759	14,776

Source: CNI, based on Ministry of Economy and Central Bank of Brazil data.

### • Business Confidence Index

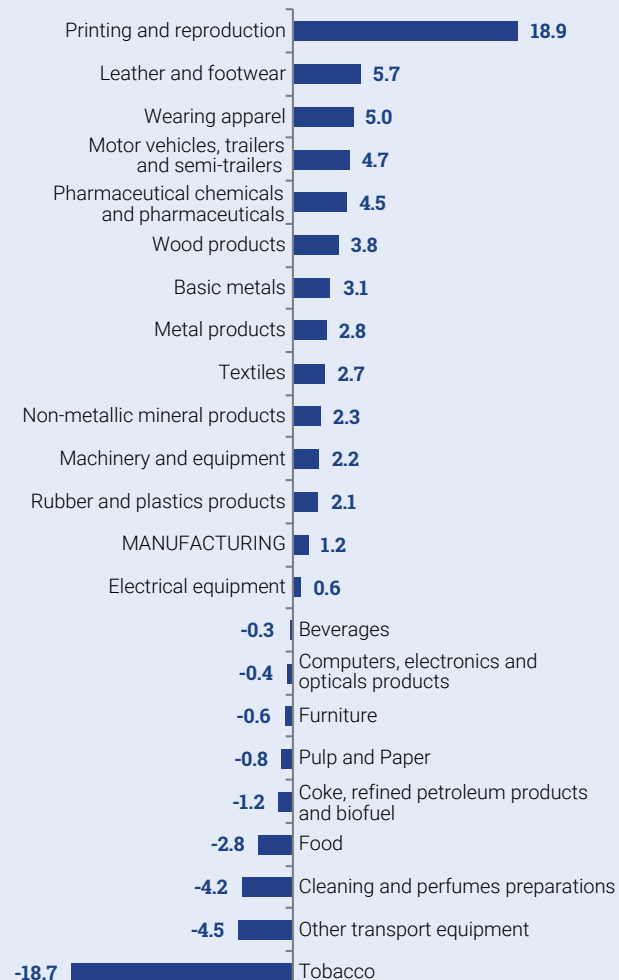


Source: CNI

Note: 1 Mining and quarrying, Manufacturing and Construction; 2 The indicator varies in the 0-100 interval. Figures above 50 points indicate that entrepreneurs are confident.

### • Sectoral physical production - Monthly variation - Manufacturing

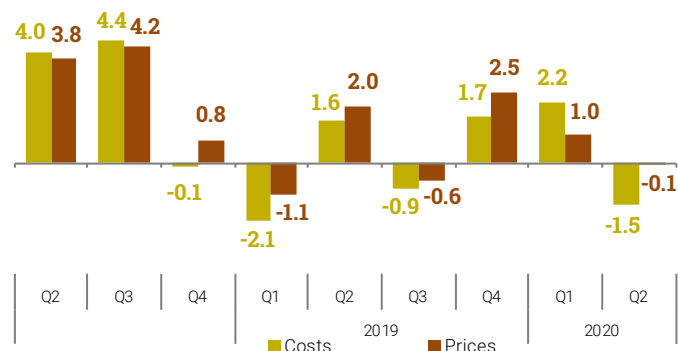
October compared to September (%) - seasonally adjusted



Source: IBGE

### • Industrial prices and costs - Quarterly variation

Growth rate compared to the immediately previous quarter (%)



Source: CNI and FGV

Notes: 1 Manufacturing; 2 Seasonally adjusted.

## 2. Industry Profile

### • The importance of industry in Brazil

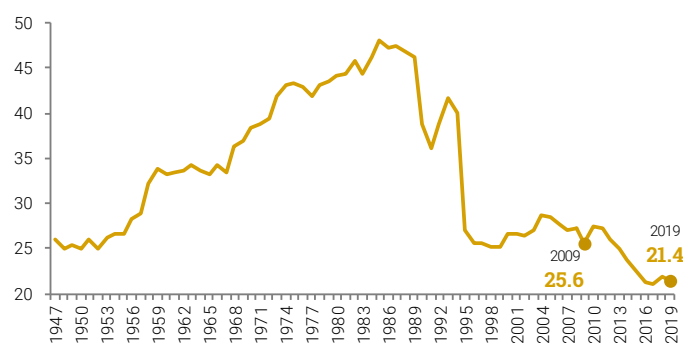
Industry's share (%)

Activity	GDP		Employment		Total payroll	
	2009	2019	2009	2019	2009	2019
INDUSTRY	25.6	21.4	23.7	20.4	24.0	19.7
Mining and quarrying	2.2	2.8	0.5	0.5	1.4	1.0
Manufacturing	15.3	11.8	16.8	14.4	16.4	13.7
SIUP <sup>1</sup>	2.7	3.0	1.0	1.0	1.8	1.5
Construction	5.4	3.8	5.4	4.6	4.4	3.4

Source: IBGE and Ministry of Economy

Note: 1 - Public Utility Industrial Services. It refers to electricity, gas, water supply, sewerage and other related services.

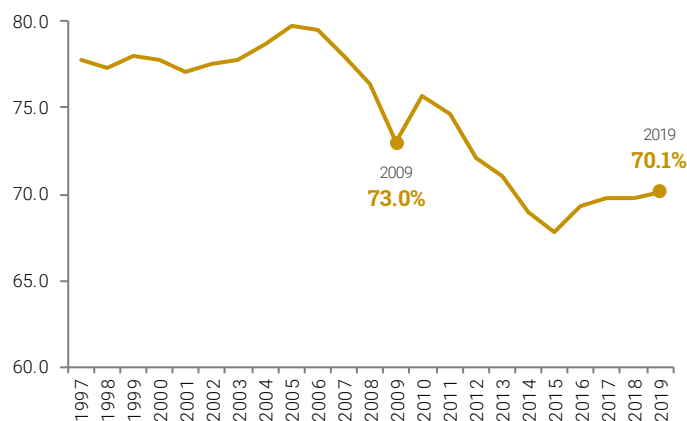
Evolution of industry's share in GDP - 1947-2019 (%)



Source: IBGE

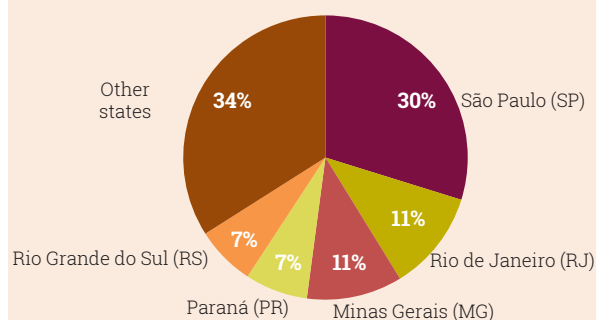
Note: Mining and quarrying, Manufacturing, Construction and Public Utility Industrial Services (such as electricity, gas, water supply, sewerage and other related services).

Evolution of Industry's share in goods and services exports - 1997 to 2019 (%)



Source: CNI, based on Ministry of Economy and Central Bank of Brazil data.

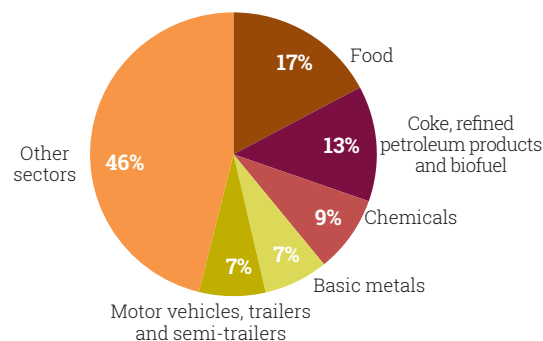
### • Top five Brazilian states in share of Industry GDP - 2018 (%)



Source: IBGE

Note: Mining and quarrying, Manufacturing, Construction and Public Utility Industrial Services (such as electricity, gas, water supply, sewerage and other related services).

### • Top five sectors in share of Manufacturing value added - 2018 (%)



Source: IBGE

### • International Comparison - Brazil and selected countries

Industry's share in GDP, in employment and in goods and services exports (%)

Countries	GDP		Employment		Exports of goods and services <sup>1</sup>	
	2009	2019	2009	2019	2009	2019
Argentina	25.3	23.1	23.2	21.4	73.7	60.7
Brazil	25.6	21.4	23.7	20.4	73.0	70.1
China	46.0	39.0	27.8	28.2	91.5	90.2
South Korea	32.9	33.0	24.5	25.1	86.6	86.0
United States	19.4	18.1	20.0	19.8	61.5	61.2
India	31.1	24.9	21.2	25.6	57.0	55.5
Mexico	31.9	30.1	24.3	26.1	90.2	89.8
Russian Federation	29.3	32.2	27.5	26.7	86.0	84.4

Source: The World Bank, IBGE, Ministry of Economy, OECD, Central Bank of Brazil, Funcex and Bureau of Economic Analysis.

Note: 1 The sources for exports of goods are OECD and Ministry of Economy. For the exports of services the sources are Central Bank of Brazil and UNCTADstat.



Learn more about Brazilian Industry. Visit CNI's interactive tools:

**Perfil da Indústria Brasileira** (Portuguese only): <http://industriabrasileira.portaldaindustria.com.br/>

**Perfil da Indústria nos Estados** (Portuguese only): <http://perfilestados.portaldaindustria.com.br>