



CNI-Ibope survey

GOVERNMENT EVALUATION



National Confederation of Industry
Brazil

September/2017





CNI-Ibope survey

GOVERNMENT EVALUATION

September / 2017



© 2017. CNI - National Confederation of Industry.

Any part of this publication may be copied, provided that the source is mentioned.

CNI

Research and Competitiveness Unit - GPC

CATALOGING IN PUBLICATION DATA

P474g

National Confederation of Industry

CNI-Ibope survey - Government evaluation - (September 2017). – Brasília: CNI, 2017.

10 p.

ISBN 2317-7012

1. Evaluation of the government. 2. Government of Brazil. 3. Survey research

CDU: 354 (049.5)

CNI

National Confederation of Industry - Brazil

Setor Bancário Norte

Quadra 1 – Bloco C

Edifício Roberto Simonsen

70040-903 – Brasília – DF

Tel.: +55 61 3317- 9000

Fax: +55 61 3317- 9994

<http://www.cni.org.br>

Customer Service – SAC

Tels.: +55 61 3317-9989 / 3317-9992

sac@cni.org.br

President Temer's popularity continues to fall

The percentage of the population that rates the government as excellent or good fluctuated within the margin of error from 5% to 3% as compared to the survey carried out in July this year. However, as the percentage of those who rate the government as fair is down from 21% to 16%, the percentage that rates the government as bad or terrible rose from 70% to 77% during this period.

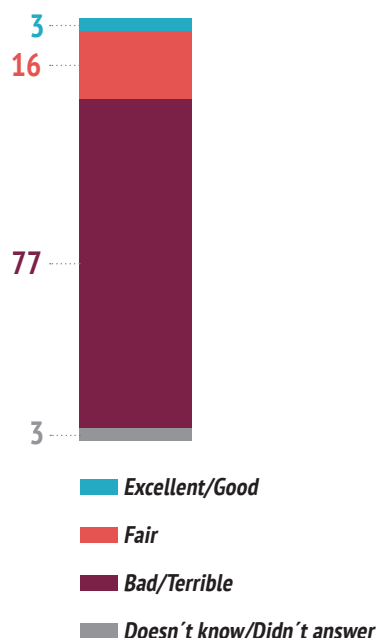
President Michel Temer's popularity has worsened for the fourth consecutive quarter. The percentage of Brazilians that trust the president fell from 10% to 6%, while the percentage that does not trust him went up from 87% to 92% of the population. As far

as President Temer's way of governing is concerned, the disapproval rate has gone up from 83% to 89%, while the approval ratings fell within the margin of error from 11% to 7%.

After news items about corruption, the extinction of the National Reserve of Copper and Associates (RENCA) to open the area to commercial mineral exploration is the news item most recalled by the population. Considering the increased disapproval of the government's environmental policies and actions (down from 70% to 79%), this can be regarded as one of the reasons behind the decline in the president's popularity.

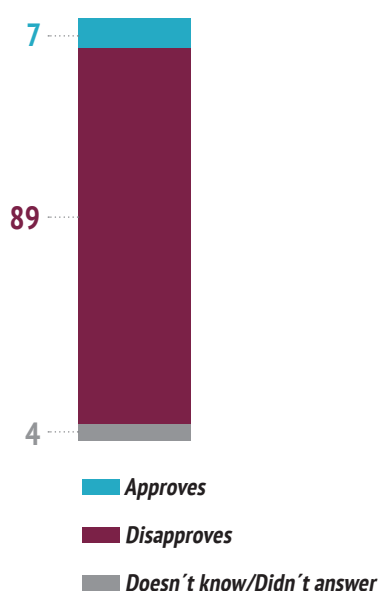
Evaluation of the Michel Temer administration

Percentage of responses (%)



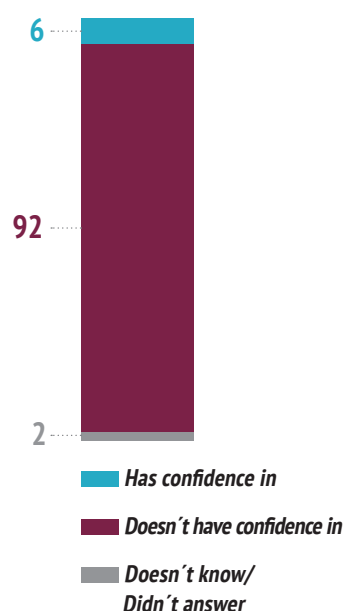
Approval of the way of governing

Percentage of responses (%)



Confidence in President Michel Temer

Percentage of responses (%)



Summary

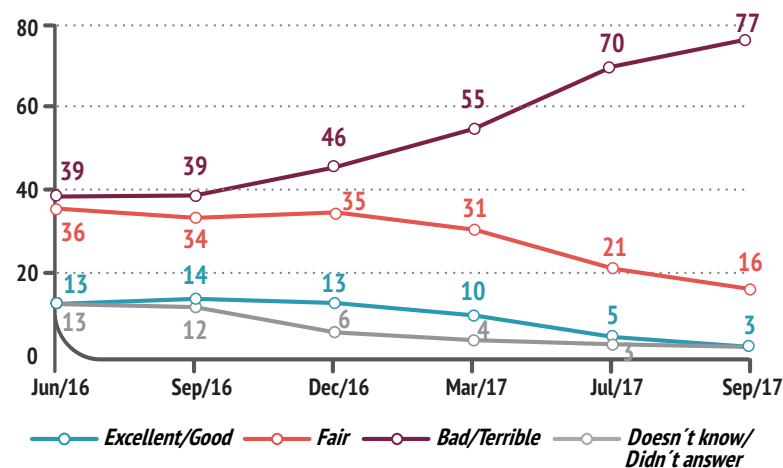
- Evaluation of the government [Page 6](#)
- Approval of the government by area [Page 7](#)
- Perception of news items about the government [Page 8](#)
- Evaluation of the government: from José Sarney to Michel Temer [Page 9](#)
- Results table [Page 10](#)



GOVERNMENT EVALUATION

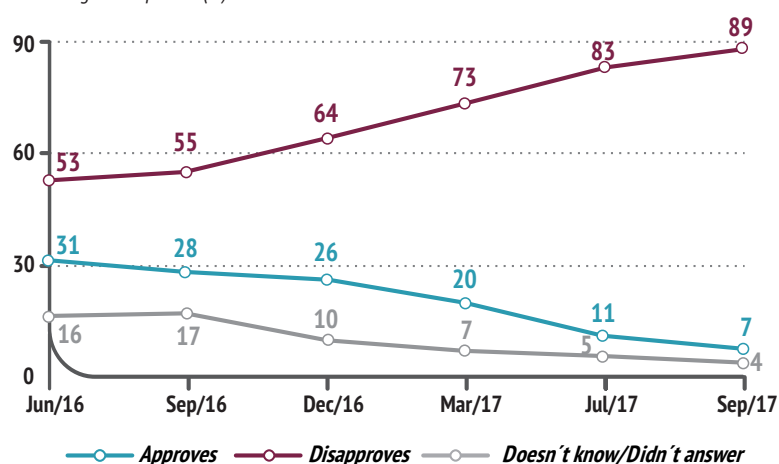
Evaluation of the Michel Temer administration

Percentage of responses (%)



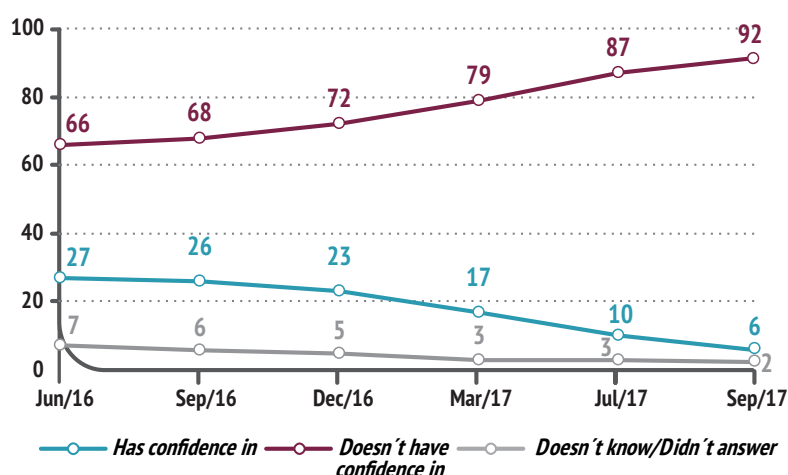
Approval of the way of governing

Percentage of responses (%)



Confidence in President Michel Temer

Percentage of responses (%)



Highlights by respondent profile

Approval ratings drop more among respondents with a household income of more than five minimum wages

With respect to President Temer's way of governing, the greatest increase in the disapproval rate was observed among respondents whose household income is more than five times the minimum wage (up from 75% to 86%). For this group, the approval ratings have fallen from 22% to 12%. Yet, when comparing the different household income levels, this is the group where the president's popularity reaches its highest level.

Popularity falls most among residents in southern Brazil

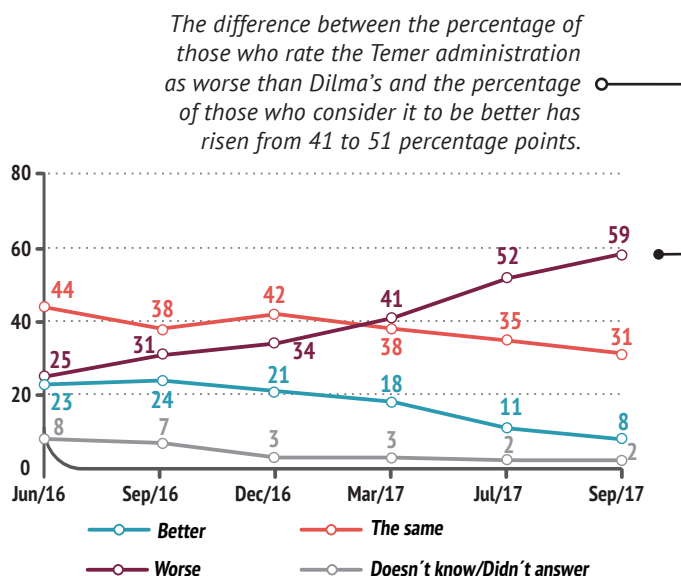
In the South region, the percentage of respondents who rate the government as bad or terrible is up from 61% to 79%. The percentage of those who do not trust President Temer has risen from 81% to 91%, while the figure for those who disapprove of his way of governing edged up from 80% to 89%. In September, the president's popularity level remained virtually unchanged among all the country's geographical regions.

The government is best rated by respondents aged 55 and over

Seventy-one percent of respondents aged 55 and over rate the government as bad or terrible, down by 6 percentage points from the national average. This difference is due to an increase in the percentage of those who rate the government as fair (20%). This group also includes the lowest percentage of people for whom the remainder of the government will be bad or terrible (65% as compared to the national average of 72%). In this case, the reason is possibly an increased uncertainty about the future: 11% did not want or did not know how to answer the question.

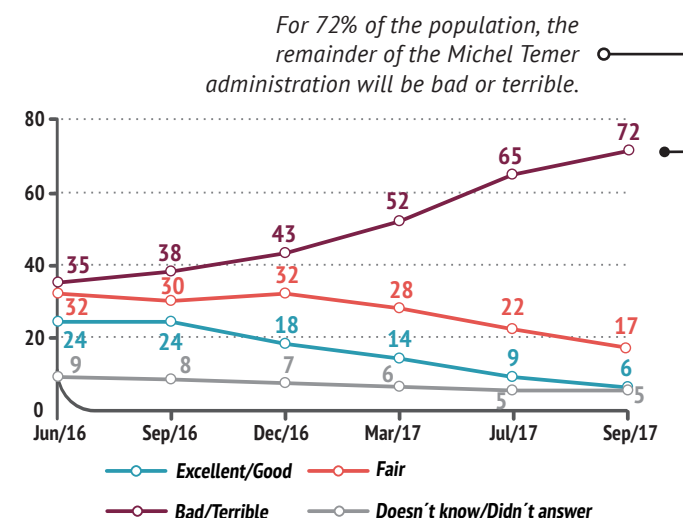
Comparison with the Dilma administration

Percentage of responses (%)



Perspectives for the remainder of the Temer administration

Percentage of responses (%)



Approval of the government by area

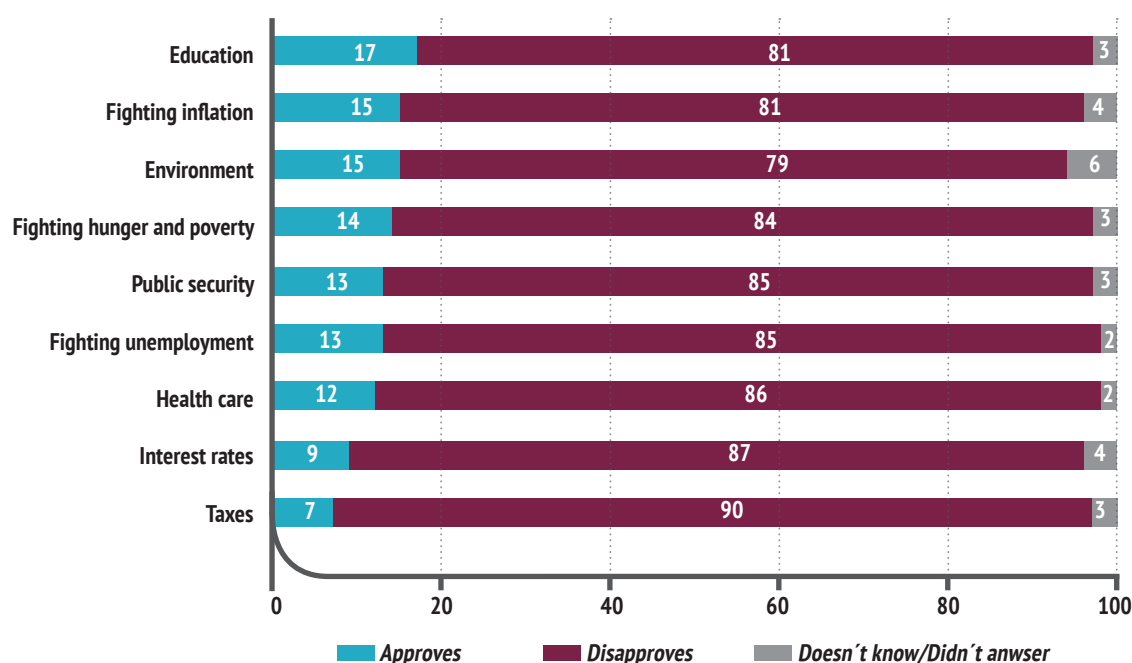
Two areas of the government's operations have experienced significant variations, i.e. changes in approval and disapproval ratings that exceed the margin of error. The topic 'environment' has recorded a fall in approval ratings from 21% to 15% and an increase in disapproval ratings from 70% to 79%. Education has suffered a drop in

approval from 22% to 17% and an increase in disapproval from 75% to 81%.

Still, when compared to July, there have been no changes in the ranking of the best-evaluated areas. Taxes and interest rates are still ranked as the worst areas by the population.

Evaluation of the Temer administration by area

Percentage of responses (%) in July 2017



Perception of news items about the government

News items recalled by the population	
Percentage of respondents who mentioned the news item or a similar story (%)	
News items about government corruption (unspecified)	23
<i>Lava Jato</i> (Car Wash) operation	11
Federal Police seize cases and boxes with R\$ 51 million in Salvador that are thought to belong to Geddel Vieira Lima	7
Amazon is opened for exploration / Deforestation of the Amazon / Government sells off Brazil's natural resources	5
Attorney General to revoke the plea bargain granted to the brothers Joesley and Wesley Batista for withholding evidence	4
Unemployment	2
Rodrigo Janot charges President Temer with leading a criminal organization and obstructing justice	2
The president's involvement in corruption / President is head of a corruption ring	2
Labor reform is passed by the Senate	2
News items about the welfare reform / Changes to the welfare system	2
The president's involvement with JBS / The JBS recordings / The JBS plea bargain	2
Charges against Temer / Charges of abuse of power / Another lawsuit against the president	2
Demonstrations in Brazil (unspecified)	2
Financial crisis in Brazilian states	1
Political crisis in Brazil (not specified)	1
Revocation of President Michel Temer's mandate / Removal of the president from office / Impeachment	1
The president's travels	1
President's attempts to block investigations / President tries to buy members of parliament so that they vote in his favor	1
Increase in income tax / Increase in taxes	1
Strikes and stoppages across Brazil (unspecified)	1
Government announces privatizations / Privatization of the Brazilian Mint (<i>Casa da Moeda</i>)	1
Social actions / projects	1
Increase in gasoline prices	1
Other news items about President Michel Temer's administration	1
Other news items	1
None	12
Doesn't know / Didn't answer	34

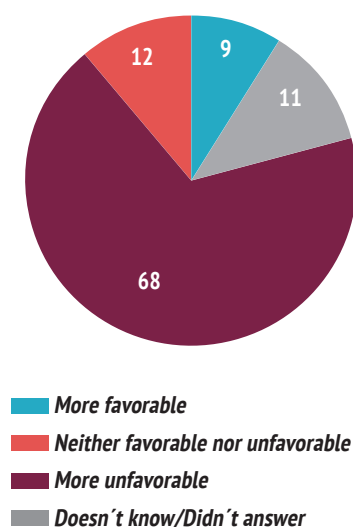
The number of unfavorable news items about the government has continued to grow. Nine percent of respondents consider the most recent news items to be more favorable toward the government and 12% consider them to be neither favorable nor unfavorable. The large majority of respondents consider the most recent news items to be more unfavorable.

When asked about the two main news items about the Temer government that have been published in the media in recent weeks, 23% spontaneously mentioned government corruption without specifying the case. In all, 44% of respondents mentioned a news item related to corruption, with 9% of them citing news reports about a corruption case directly involving the president.

After news items about corruption, the subjects most mentioned by respondents were the extinction of the National Reserve of Copper and Associates (RENCA) to open the area to commercial mineral exploration and the resulting ensuing debate on the issue, mentioned by 5%, followed by unemployment (2%), labor reform (2%), welfare reform (2%), and demonstrations (2%).

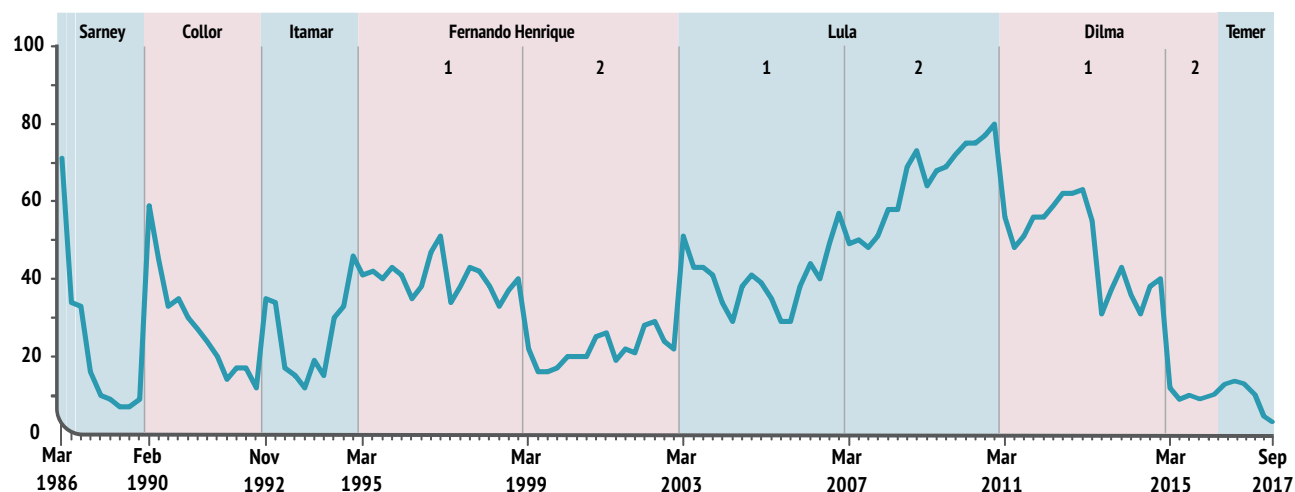
Perception of news about the government

Percentage of responses (%) in September 2017

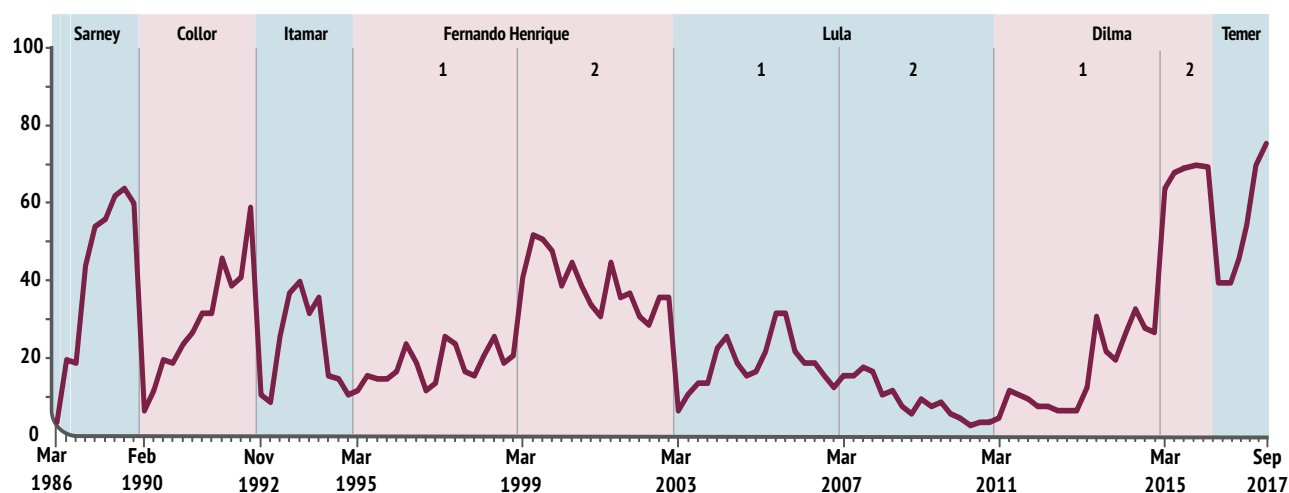


Evaluation of the government: from José Sarney to Michel Temer

Percentage of respondents who consider the government excellent or good (%)



Percentage of respondents who consider the government bad or terrible (%)



RESULTS TABLE

Percentage of responses (%)	Sep/17
Evaluation of the government	
Excellent / Good	3
Fair	16
Bad / Terrible	77
Doesn't know/Didn't answer	3
Perspectives for the remainder of the Temer administration	
Excellent / Good	6
Fair	17
Bad / Terrible	72
Doesn't know/Didn't answer	5
Approval of the president's way of governing	
Approves	7
Disapproves	89
Doesn't know/Didn't answer	4
Confidence in the president	
Have confidence	6
No confidence	92
Doesn't know/Didn't answer	2
Approval of the government by performance area	
Interest rates	
Approves	9
Disapproves	87
Doesn't know/Didn't answer	4
Fighting unemployment	
Approves	13
Disapproves	85
Doesn't know/Didn't answer	2
Public security	
Approves	13
Disapproves	85
Doesn't know/Didn't answer	3
Fighting inflation	
Approves	15
Disapproves	81
Doesn't know/Didn't answer	4
Fighting hunger and poverty	
Approves	14
Disapproves	84
Doesn't know/Didn't answer	3
Taxes	
Approves	7
Disapproves	90
Doesn't know/Didn't answer	3

Percentage of responses (%)	Sep/17
The environment	
Approves	15
Disapproves	79
Doesn't know/Didn't answer	6
Health care	
Approves	12
Disapproves	86
Doesn't know/Didn't answer	2
Education	
Approves	17
Disapproves	81
Doesn't know/Didn't answer	3
Perception of news items about the government	
More favorable	9
Neither favorable nor unfavorable	12
More unfavorable	68
Doesn't know/Didn't answer	11
Comparison with Dilma Rousseff	
Better	8
The same	31
Worse	59
Doesn't know/Didn't answer	2

The sum of the percentages may not be equal to 100 due to rounding errors.



Technical specifications

Sample profile: 2,000 interviews in 126 municipalities.

Survey period: September 15-20, 2017.

The estimated margin of error is 2 percentage points above or below the results found in the sample. The confidence level is 95%.



Learn more

For more information on the survey, including previous editions, methodology, historical series and highlights by respondent profile, visit: www.cni.org.br/e_pesqcniiibo

CNI

Policy and Strategy Directorate – DIRPE

José Augusto Coelho Fernandes

Director for Policy and Strategy

Research and Competitiveness Unit – GPC

Renato da Fonseca

Executive Manager for Research and Competitiveness

Edson Velloso

Technical Team

Carla Regina P. Gadêlha

Editorial production

CORPORATE SERVICES DIRECTORATE – DSC

Administration, Documentation and Information Department – ADINF

Maurício Vasconcelos de Carvalho

Executive Manager for Administration, Documentation and Information

Unit of Documentation and Information – GEDIN

Alberto Nemoto Yamaguti

Normalization

IBOPE Inteligência

Elaboration of the survey



*National Confederation of Industry
Brazil*

CNI. THE STRENGTH OF THE BRAZILIAN INDUSTRY