

ICEI[®] BUSINESS CONFIDENCE INDEX

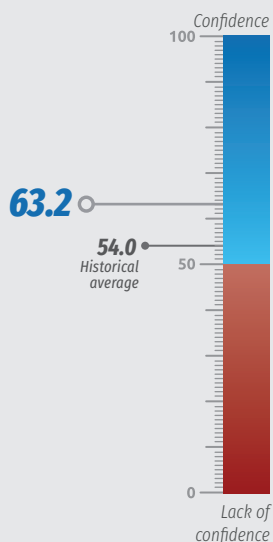
ECONOMIC INDICATORS **CNI**
CNI
Brazilian National Confederation of Industry
THE FUTURE OF INDUSTRY

Business confidence remains high

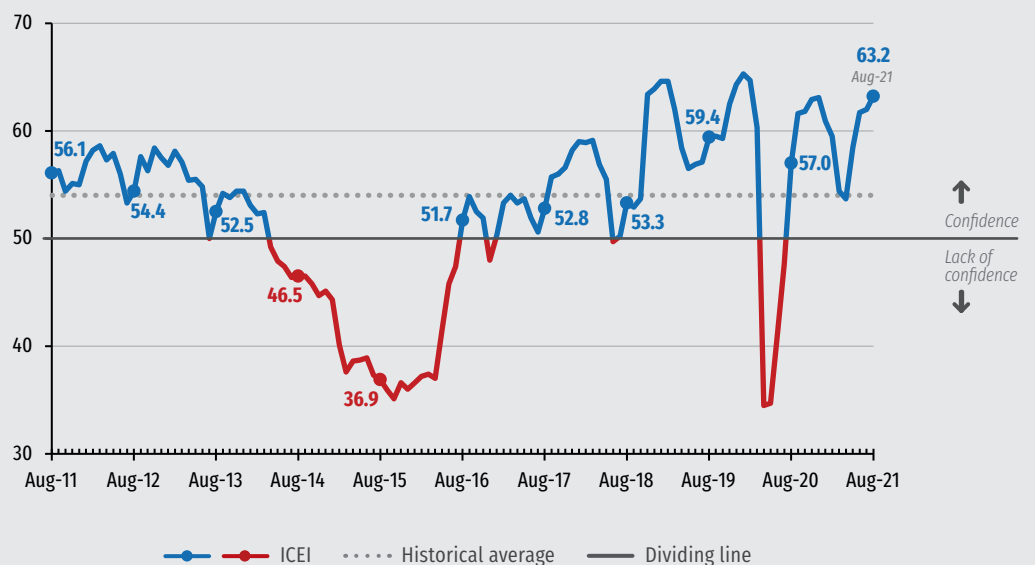
The Business Confidence Index (ICEI) edged up by 1.2 points in August 2021, reaching 63.2 points. This is the fourth consecutive month of improvement in business confidence, with an accumulated growth of 9.5 points in the period. The ICEI in August is the highest in 2021 so far.

As it is above the 50-point dividing line which separates confidence from lack of confidence, the index indicates confidence among industrial entrepreneurs. This marks the 13th consecutive month in which entrepreneurs show confidence. Moreover, in August the ICEI is further away from the 50-point dividing line, which shows greater and more widespread optimism in the industry.

ICEI
Diffusion index*



Historical series
Diffusion index*



*The index ranges from 0 to 100 points. Figures above 50 points indicate business confidence. The further above 50 points, the greater and more widespread is the confidence. Figures below 50 points indicate lack of business confidence. The further below 50 points, the greater and more widespread is the lack of confidence.

ICEI components

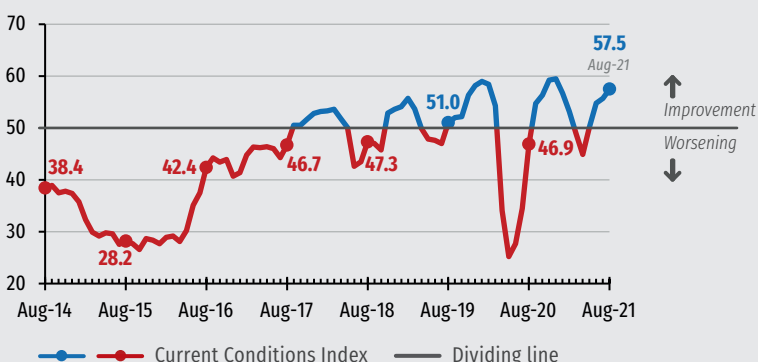
All components of the business confidence index increased in August 2021.

It should be noted the increase in the Current Conditions Index, whose growth indicates a more positive perception of the current conditions of the Brazilian economy and of the companies. The index grew 1.8 points to 57.5 points, thus moving away from the 50-point dividing line that separates a negative perception from a positive perception of current conditions.

The Expectations Index, which was already at a high level, grew 0.8 points and reached 66.0 points, indicating even more optimism of the industry for the next six months.

Current Conditions Index

Diffusion index*



*The index ranges from 0 to 100. Figures above 50 points indicate a better situation than the last six months. Figures below 50 points indicate a worse situation.

Expectations Index

Diffusion index*



*The index ranges from 0 to 100 points. Figures above 50 points indicate optimistic expectations. Figures below 50 points indicate pessimistic expectations.

ICEI and its components

Diffusion indices*

	AUG 20	JUL 21	AUG 21
ICEI	57.0	62.0	63.2
Current conditions (compared to the last 6 months):	46.9	55.7	57.5
Brazilian Economy	41.3	54.4	56.2
Own company	49.7	56.4	58.1
Expectations (for the next 6 months):	62.1	65.2	66.0
Brazilian Economy	57.4	62.4	63.1
Own company	64.5	66.6	67.5

*The index ranges from 0 to 100. Figures above 50 points indicate business confidence, improvement of current conditions or optimistic expectations. Figures below 50 points indicate lack of business confidence, a worse current situation or pessimistic expectations.



Technical specifications

Sample profile

1,477 enterprises, including 580 small, 558 medium and 339 large companies.

Data collection period

August 2-6, 2021.

Document closed by August 10, 2021.



Learn more

For more information on the survey, including sectoral and regional results, previous editions, methodology and historical series, visit: www.cni.com.br/e_icei

ICEI® - BUSINESS CONFIDENCE INDEX | English version of "Índice de Confiança do Empresário Industrial, Agosto 2021" | Monthly publication of the National Confederation of Industry - CNI | www.cni.com.br | Board of Industrial Development and Economy - DDIE | Economics Office - ECON | Economics Executive Officer: Renato da Fonseca | Economic Analysis Unit - GAE | Manager: Marcelo Souza Azevedo | Analysis: Danilo Cristian da Silva Sousa | Statistics Unit - GEST | Manager: Edson Velloso | Team: Aretha Soares | Editing Unit - CDIV | Coordinator: Carla Gadelha | Graphic Design: Simone Marcia Broch

Customer Service - Phone: +55 (61) 3317-9992 - email: sac@cni.com.br

This publication may be reproduced, provided that the source is mentioned.

