



CNI-Ibope survey

# GOVERNMENT EVALUATION



National Confederation of Industry  
Brazil

CNI. THE STRENGTH OF THE BRAZILIAN INDUSTRY

March / 2017







CNI-Ibope survey

# GOVERNMENT EVALUATION

March / 2017

© 2017. CNI - National Confederation of Industry.

Any part of this publication may be copied, provided that the source is mentioned.

**CNI**

**Research and Competitiveness Unit - GPC**

---

### CATALOGING IN PUBLICATION DATA

---

P474g

National Confederation of Industry

CNI-Ibope survey - Government evaluation - (March 2017). – Brasília: CNI, 2017.

10 p.

ISBN 2317-7012

1. Evaluation of the government. 2. Government of Brazil. 3. Survey research

CDU: 354 (049.5)

---

**CNI**

**National Confederation of Industry - Brazil**

Setor Bancário Norte

Quadra 1 – Bloco C

Edifício Roberto Simonsen

70040-903 – Brasília – DF

Tel.: +55 61 3317- 9000

Fax: +55 61 3317- 9994

<http://www.cni.org.br>

**Customer Service – SAC**

Tels.: +55 61 3317-9989 / 3317-9992

[sac@cni.org.br](mailto:sac@cni.org.br)

# Government Survey

## Political cost of getting the economy back on track

The percentage of the population that considers the Michel Temer government to be excellent or good fluctuated within the margin of error from December 2016 to March 2017, down from 13% to 10%. The percentage that rates it as bad or terrible, however, is up from 46% to 55%. The share of those who have confidence in the president has fallen from 23% to 17%, while confidence in his way of governing has dropped from 26% to 20%.

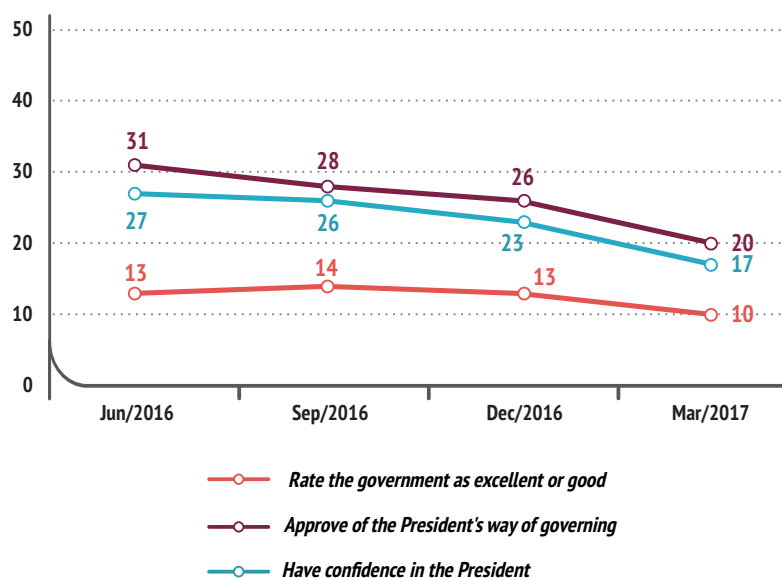
This decline in popularity can be seen in virtually all the population groups considered in the survey. The drop is greatest in the South region, but this region still returns the highest percentage of respondents that approve of Temer's way of governing (27%), have confidence in the president

(22%), and rate his administration as excellent or good (17%). President Temer's popularity is lowest in the Northeast region, which is also where people are most pessimistic about the remainder of his administration.

The strong fiscal adjustment – a necessary remedy – and the proposed reforms that the government has used to get the economy back on track may explain why the ratings have worsened. Of all the news items most often recalled by the population, those referring to the social security reform stand out. This is a highly complex subject that has yet to be sufficiently well explained and that affects every member of the population individually.

### President Michel Temer's Popularity

Percentage of responses (%)



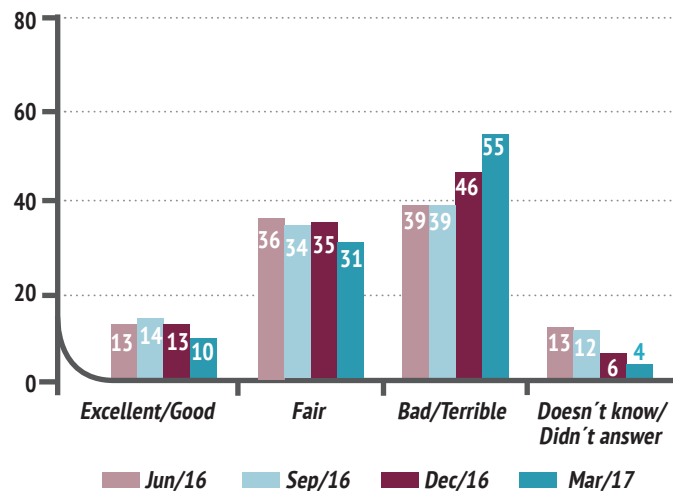
### Summary

- Evaluation of the government [Page 6](#)
- Approval of the government by area [Page 7](#)
- Perception of news items about the government [Page 8](#)
- Evaluation of the government: from José Sarney to Michel Temer [Page 9](#)
- Results table [Page 10](#)

## GOVERNMENT EVALUATION

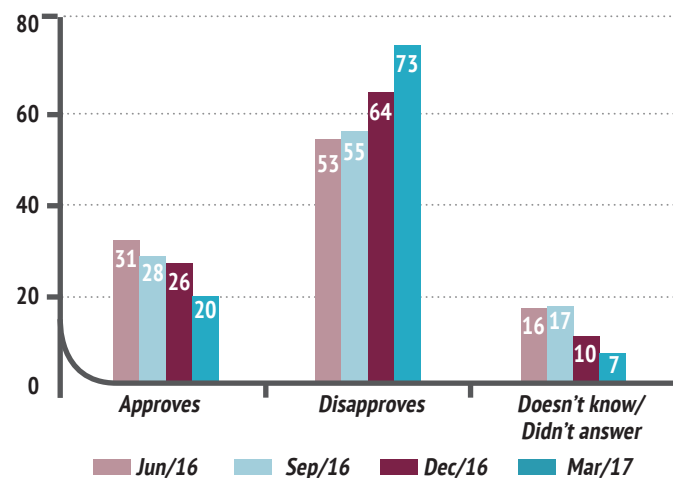
### Evaluation of the Michel Temer administration

Percentage of responses (%)



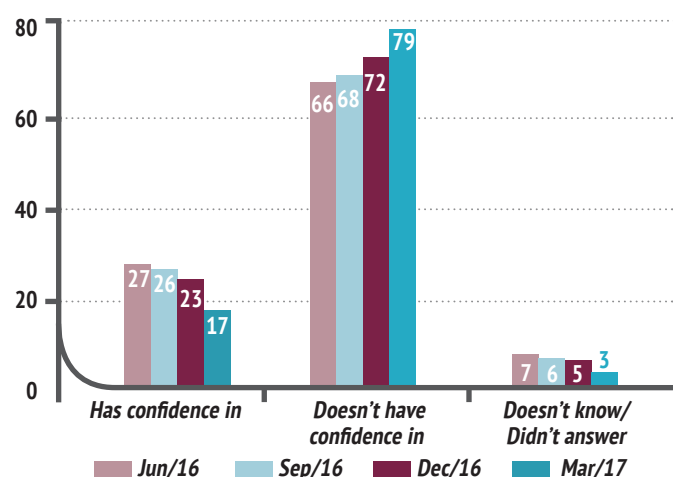
### Approval of the way of governing

Percentage of responses (%)



### Confidence in President Michel Temer

Percentage of responses (%)



## Highlights by respondent profile

### Less educated Brazilians are less pessimistic

Nineteen percent of those who studied until the fourth grade of primary school believe that the rest of the Temer administration will be excellent or good, a percentage that falls as the educational level increases, reaching 11% for those with a college degree. Furthermore, less educated Brazilians also show the greatest confidence in President Michel Temer (25%) and the lowest level of disapproval of the president's way of governing (65%).

### Northeast region still gives the government its worst rating

The percentage of people who rate the government as bad or terrible is highest in the Northeast region (67%), which is more than 10 percentage points higher than the region giving the second-lowest rating (Southeast, with 52%). The Northeast is also the region where the lowest confidence levels in the president (13%) and lowest approval ratings of his way of governing (13%) were recorded.

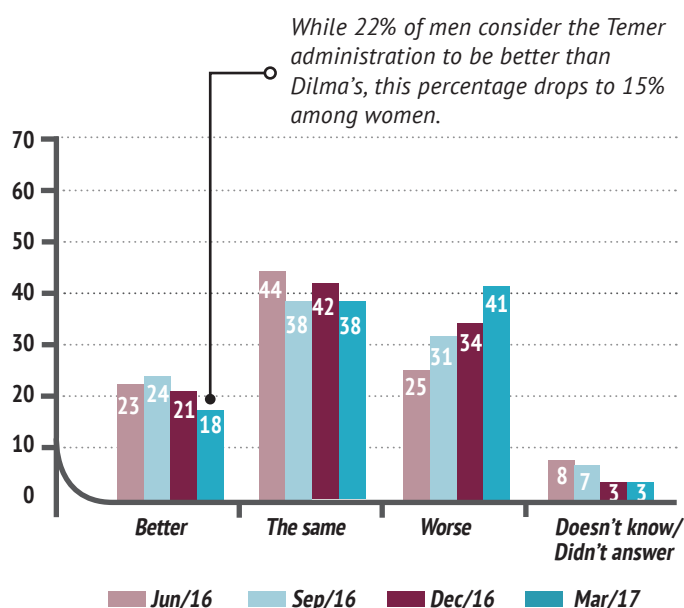
The South region experienced the most pronounced drop in ratings, with the percentage of those who have confidence in President Michel Temer and of those who approve of his way of governing falling by 10 points from December 2016 to March 2017. Despite this decline, this is still the region of the country where the president is most highly rated.

### Popularity is higher among respondents aged 55 or over

Fourteen percent of Brazilians aged 55 or over rate the government as excellent or good, whereas this percentage stands at around 10% for other age groups. This group also shows the highest percentage of respondents who are confident in President Michel Temer (23%) and approve of his way of governing (23%).

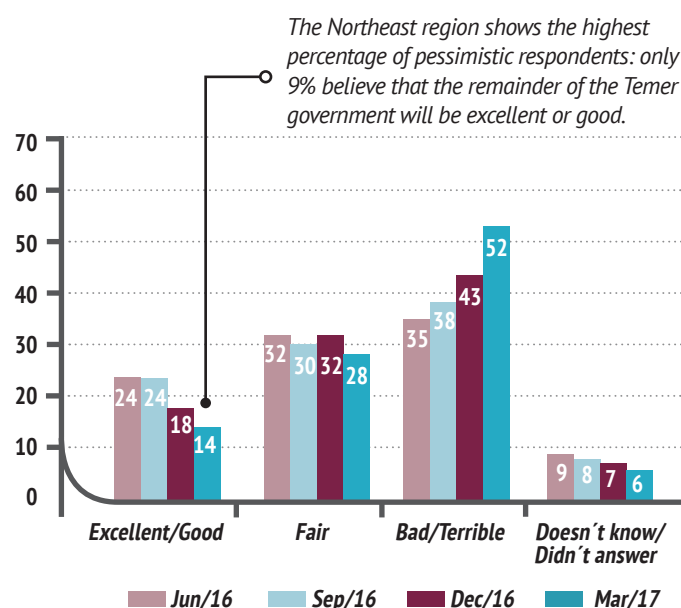
## Comparison with the Dilma administration

Percentage of responses (%)



## Perspectives for the remainder of the Temer administration

Percentage of responses (%)



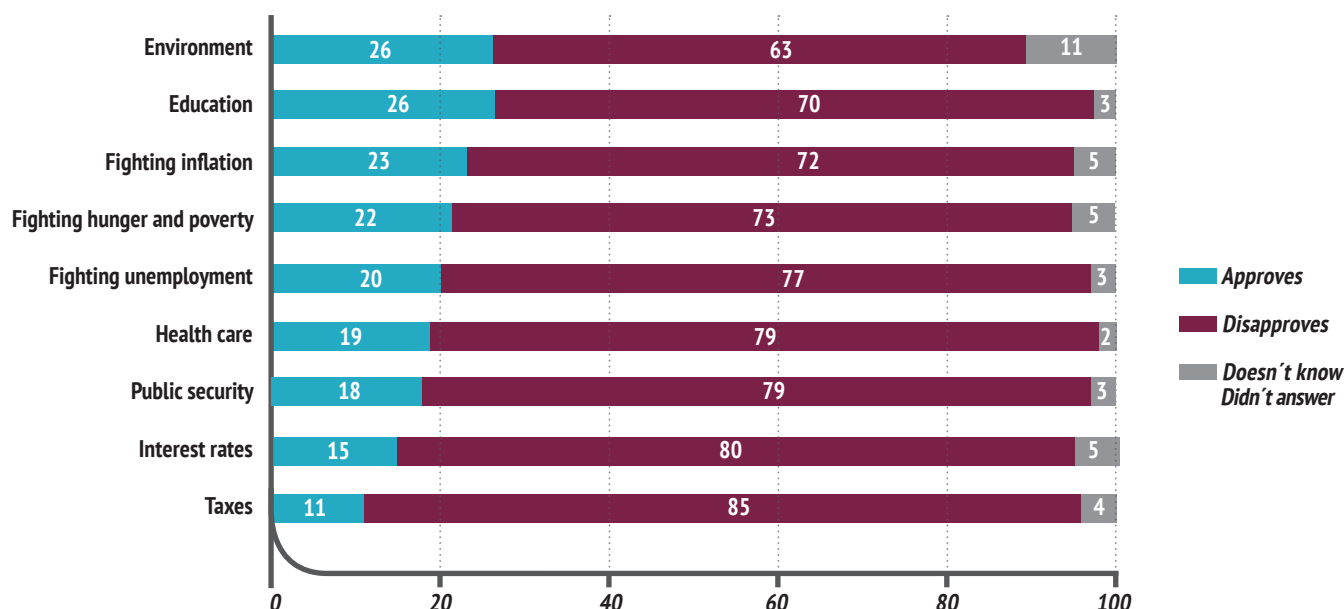
## Approval of the government by area

The government's approval ratings by area have fluctuated within the survey's margin of error as compared to March 2016 for most areas. The only areas that stand out are taxes, with an increase in disapproval

from 80% to 85%, and actions and policies to combat hunger and poverty, with a decrease in approval from 26% to 22%.

## Evaluation of the Temer administration by area

Percentage of responses (%) in March 2017





## Perception of news items about the government

News items recalled by the population	
Percentage of respondents who mentioned the news item or a similar story (%)	
26	Debates on social security reform
9	News items about the Lava Jato (Car Wash) operation / Investigation into corruption at Petrobras (the so-called Petrolão scandal)
5	News items about government corruption (not specified)
4	News items about demonstrations across Brazil (not specified)
3	News items about strikes and stoppages across Brazil (not specified)
3	Debates about labor reform
2	Government authorizes inactive FGTS accounts to be accessed for payments of debts and for stimulating the market
2	Other news items about the economy
2	News items about the rising unemployment
2	Other news items about politics
2	President Michel Temer's speech on International Women's Day is the target of protests on social media
1	High school education reform / High school education reform is sanctioned by President Michel Temer
1	News items about President Michel Temer's involvement in the Lava Jato scandal
1	The Superior Electoral Court (TSE) investigates whether the Dilma-Temer ticket should be annulled due to the accounts submitted during the 2014 presidential campaign
1	The financial crisis in the states
1	Rodrigo Janot's list of the names of politicians involved in the Lava Jato scandal
1	News items about adjustments to public accounts under Temer's administration / Cap on government spending
1	The Finance Minister states that the government will increase taxes if necessary
1	Inflation is falling and will close the year within the target / The Extended National Consumer Price Index (IPCA) hits its second lowest level in the historical series in February
1	News items about the fall in unemployment
1	News items about the transfer of the São Francisco River
1	News items about the economic crisis / GDP falls by 3.6% and Brazil is going through its worst recession ever
1	News items about public safety
1	Government announces a reduction in credit card interest rates in the 1st quarter of 2017
1	Negative news about Brazil's public health system
1	Dissatisfaction with the Temer government
1	Other news items about president Michel Temer's administration
2	Other news items with less than 1%
15	None
36	Doesn't know / Didn't answer

The percentage of those who consider that recent news items have been unfavorable to president Michel Temer's government increased by seven percentage points from December 2016 to March 2017, jumping from 47% to 54%.

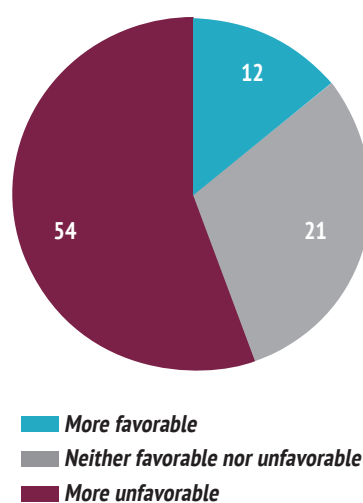
The measures and reforms proposed by government are very well recalled by respondents, particularly the debates on social security reform, which were recalled by 26% of respondents. In December 2016, only 2% recalled any news items about the reform, showing that the population has been much more exposed to this subject in the early months of 2017.

Debates surrounding changes to the labor legislation (3%), the authorization of access to inactive FGTS accounts (2%), and the high school reform (1%) also surface in the population's memory as far as government measures are concerned.

The population's second most recalled recent news item is corruption, especially the Lava Jato (Car Wash) Operation. Ten percent of respondents mentioned at least one of the three topics related to the Operation that have been highlighted in recent news reports.

### Perception of news about the government

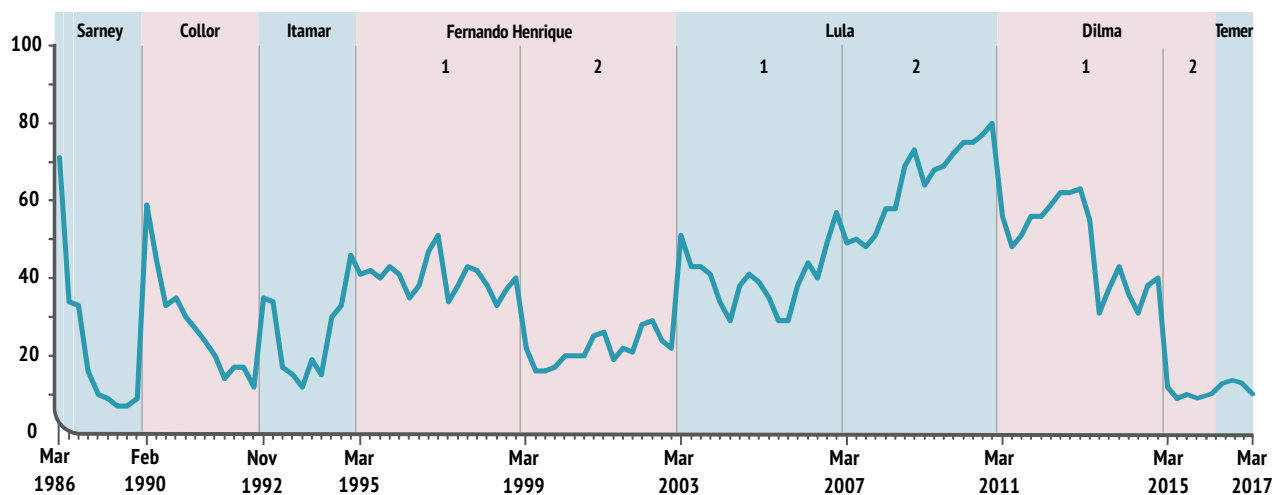
Percentage of responses (%) in March 2017



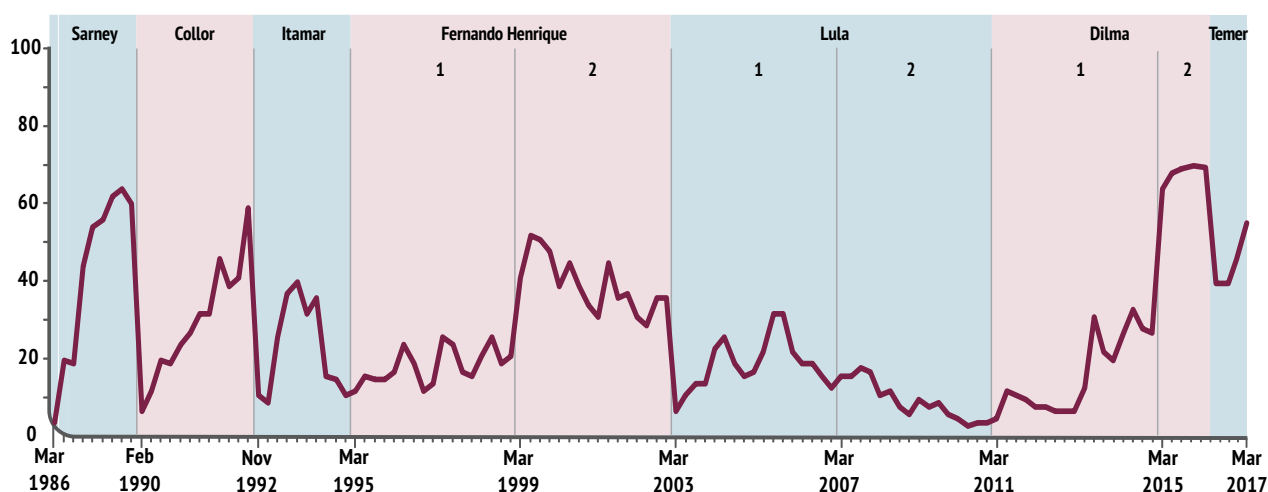


## Evaluation of the government: from José Sarney to Michel Temer

*Percentage of respondents who consider the government excellent or good (%)*



*Percentage of respondents who consider the government bad or terrible (%)*



## RESULTS TABLE

Percentage of responses (%)	Mar/17
<b>Evaluation of the government</b>	
Excellent / Good	10
Fair	31
Bad / Terrible	55
Doesn't know/Didn't answer	4
<b>Perspectives for the remainder of the Temer administration</b>	
Excellent / Good	14
Fair	28
Bad / Terrible	52
Doesn't know/Didn't answer	6
<b>Approval of the president's way of governing</b>	
Approves	20
Disapproves	73
Doesn't know/Didn't answer	7
<b>Confidence in the president</b>	
Have confidence	17
No confidence	79
Doesn't know/Didn't answer	3
<b>Approval of the government by performance area</b>	
<b>Interest rates</b>	
Approves	15
Disapproves	80
Doesn't know/Didn't answer	5
<b>Fighting unemployment</b>	
Approves	20
Disapproves	77
Doesn't know/Didn't answer	3
<b>Public security</b>	
Approves	18
Disapproves	79
Doesn't know/Didn't answer	3
<b>Fighting inflation</b>	
Approves	23
Disapproves	72
Doesn't know/Didn't answer	5
<b>Fighting hunger and poverty</b>	
Approves	22
Disapproves	73
Doesn't know/Didn't answer	5
<b>Taxes</b>	
Approves	11
Disapproves	85
Doesn't know/Didn't answer	4

Percentage of responses (%)	Mar/17
<b>The environment</b>	
Approves	26
Disapproves	63
Doesn't know/Didn't answer	11
<b>Health care</b>	
Approves	19
Disapproves	79
Doesn't know/Didn't answer	2
<b>Education</b>	
Approves	26
Disapproves	70
Doesn't know/Didn't answer	3
<b>Perception of news items about the government</b>	
More favorable	12
Neither favorable nor unfavorable	21
More unfavorable	54
Doesn't know/Didn't answer	12
<b>Comparison with Dilma Rousseff</b>	
Better	18
The same	38
Worse	41
Doesn't know/Didn't answer	3

The sum of the percentages may not be equal to 100 due to rounding errors.



### Technical specifications

Sample profile: 2,000 interviews in 126 municipalities.

Survey period: March 16-19, 2017.

The estimated margin of error is 2 percentage points above or below the results found in the sample. The confidence level is 95%.



### Learn more

The complete data from this survey, earlier versions and the methodology can be found at:

[www.cni.org.br/e\\_pesqcniiiboep](http://www.cni.org.br/e_pesqcniiiboep)

## **CNI**

### **Policy and Strategy Directorate – DIRPE**

*José Augusto Coelho Fernandes*

Director for Policy and Strategy

### **Research and Competitiveness Unit – GPC**

*Renato da Fonseca*

Executive Manager for Research and Competitiveness

*Edson Velloso*

Technical Team

*Carla Regina P. Gadêlha*

Editorial production

### **CORPORATE SERVICES DIRECTORATE – DSC**

#### **Administration, Documentation and Information Department – ADINF**

*Maurício Vasconcelos de Carvalho*

Executive Manager for Administration, Documentation and Information

#### **Unit of Documentation and Information – GEDIN**

*Alberto Nemoto Yamaguti*

Normalization

---

## **IBOPE Inteligência**

Elaboration of the survey



*National Confederation of Industry  
Brazil*

**CNI. THE STRENGTH OF THE BRAZILIAN INDUSTRY**