

ICEI[®] BUSINESS CONFIDENCE INDEX INDUSTRIAL SECTORS

ECONOMIC INDICATORS **CNI**

CNI
Brazilian National Confederation of Industry
THE FUTURE OF INDUSTRY






Confidence drops in all industrial sectors in September

In September 2021, the Business Confidence Index (ICEI) dropped in all 30 industrial sectors surveyed. This is the first time since March 2021 that a sharp drop in confidence hit all sectors.






Despite the drop, the indices of all industrial sectors are still above the 50-point dividing line, indicating that entrepreneurs in the various sectors remain confident. However, confidence is weaker and less widespread than in August.

The sectors that recorded the greatest drops in confidence were: Cleaning and perfumes preparation; Pharmaceuticals; and Electrical equipment, with drops of, respectively, 9.1 points, 8.5 points, and 7.9 points.

+ Most confident sectors

	Basic metals	63.2
	Machinery and equipment	61.0
	Footwear and parts	61.0
	Wearing apparel	60.8
	Wood products	60.1
	Other manufacturing	60.1

- Least confident sectors

	Infrastructure construction	53.0
	Cleaning and perfumes preparations	53.4
	Furniture	54.7
	Pharmaceuticals	54.9
	Beverages	55.0

Note: The ICEI ranges from 0 to 100 points. Figures above 50 points indicate business confidence. The further above 50 points, the greater and more widespread is the confidence. Figures below 50 points indicate lack of business confidence. The further below 50 points, the greater and more widespread is the lack of confidence.

Summary of results

ICEI BY COMPANY SIZE

	SEP-20	AUG-21	SEP-21
Small	59.7	61.7	57.6
Medium	60.8	62.5	58.0
Large	62.6	62.9	58.0

ICEI BY REGION

	SEP-20	AUG-21	SEP-21
North	62.2	66.0	60.2
Northeast	61.2	61.9	58.3
Southeast	59.9	60.9	56.0
South	64.3	64.6	60.1
Midwest	59.5	62.6	58.4

ICEI POR SEGMENTOS E SETORES INDUSTRIAIS

SECTORS	SEP-20	AUG-21	SEP-21
Mining and Quarrying	59.9	65.4	62.2
Mining of non-metal ores	60.8	63.5	59.0
Manufacturing	62.6	63.1	58.5
Food	59.8	61.7	57.6
Beverages	60.1	56.8	55.0
Textiles	64.1	64.1	56.9
Wearing apparel	59.2	63.4	60.8
Leather and related products	59.7	61.9	56.1
Footwear and parts	61.1	61.7	61.0
Wood products	62.5	64.6	60.1
Pulp and Paper	60.7	61.9	58.4
Printing and reproduction	55.6	60.9	55.1
Biofuel	58.6	62.5	59.7
Chemicals, exc. cleaning and perfumes	64.3	65.9	59.0
Cleaning and perfumes preparations	59.1	62.5	53.4
Pharmaceuticals	61.8	63.4	54.9
Rubber	67.5	63.0	57.9
Plastic Products	65.0	61.1	58.2
Non-metallic mineral products	65.2	62.9	59.5
Basic metals	62.0	64.1	63.2
Metal products	60.6	65.0	59.5
Computers, electronics and opticals products	63.0	61.4	56.4
Electrical equipment	63.1	65.1	57.2
Machinery and equipment	64.9	66.6	61.0
Motor vehicles, trailers and semi-trailers	60.5	63.5	59.2
Other transport equipment	55.8	58.8	58.1
Furniture	65.5	62.3	54.7
Other manufacturing	62.5	65.8	60.1
Repair and installation	58.8	60.2	55.2
Construction Industry	56.7	59.7	54.7
Construction of buildings	59.1	60.5	56.1
Infrastructure construction	52.7	58.3	53.0
Specialized services for the construction	56.7	58.5	56.8

Note: The ICEI ranges from 0 to 100 points. Figures above 50 points indicate business confidence. Figures below 50 points indicate lack of business confidence.



Technical specifications

Sample profile

2,373 enterprises, including 948 small, 852 medium and 573 large companies.

Data collection period

September 1-15, 2021.

Document closed by September 28, 2021.



Learn more

For more information on the survey, including sectoral and regional results, previous editions, methodology and historical series, visit: www.cni.com.br/e_iceisetorial

ICEI® - BUSINESS CONFIDENCE INDEX - INDUSTRIAL SECTORS | English version of "Índice de Confiança do Empresário Industrial - Resultados Setoriais, Setembro 2021" | Monthly publication of the National Confederation of Industry - CNI | www.cni.com.br | Board of Industrial Development and Economy - DDIE | Economics Office - ECON | Economics Executive Officer: Renato da Fonseca | Economic Analysis Unit - GAE | Manager: Marcelo Souza Azevedo | Analysis: Danilo Cristian da Silva Sousa | Statistics Unit | Manager: Edson Velloso | Team: Aretha Silícia Soares | Editing Unit - CDIV | Coordinator: Carla Gadelha | Graphic Design: Simone Marcia Broch

Customer Service - Phone: +55 (61) 3317-9992 - email: sac@cni.com.br

This publication may be reproduced, provided that the source is mentioned.

