



CNI-Ibope survey

GOVERNMENT EVALUATION



National Confederation of Industry
Brazil

CNI. THE STRENGTH OF THE BRAZILIAN INDUSTRY

March/2018





CNI-Ibope survey

GOVERNMENT EVALUATION

March / 2018



© 2018. CNI - National Confederation of Industry.

Any part of this publication may be copied, provided that the source is mentioned.

CNI

Research and Competitiveness Unit - GPC

CATALOGING IN PUBLICATION DATA

P474g

National Confederation of Industry

CNI-Ibope survey - Government evaluation - (March 2018). – Brasília: CNI, 2018.

10 p.

ISBN 2317-7012

1. Evaluation of the government. 2. Government of Brazil. 3. Survey research

CDU: 354 (049.5)

CNI

National Confederation of Industry - Brazil

Setor Bancário Norte

Quadra 1 – Bloco C

Edifício Roberto Simonsen

70040-903 – Brasília – DF

Tel.: +55 61 3317- 9000

Fax: +55 61 3317- 9994

<http://www.cni.org.br>

Customer Service – SAC

Tels.: +55 61 3317-9989 / 3317-9992

sac@cni.org.br

President Temer's popularity holds virtually steady

The indicators measuring President Michel Temer's popularity have hardly changed as compared to December 2017. The percentage of those who rate the government as excellent or good fell from 6% to 5%, while the figure for those who approve of the president's way of governing remained unchanged at 9% and for those who have confidence in the government dropped from 9% to 8%.

The percentage that rates the government as bad or terrible edged down from 74% to 72% between December 2017 and March 2018. Nevertheless, compared with September 2017, the period in which the president's popularity hit its lowest point, the percentage is down by a total of five percentage points (from 77% to 72%). The decline was driven by an increase in the percentage of those who rate

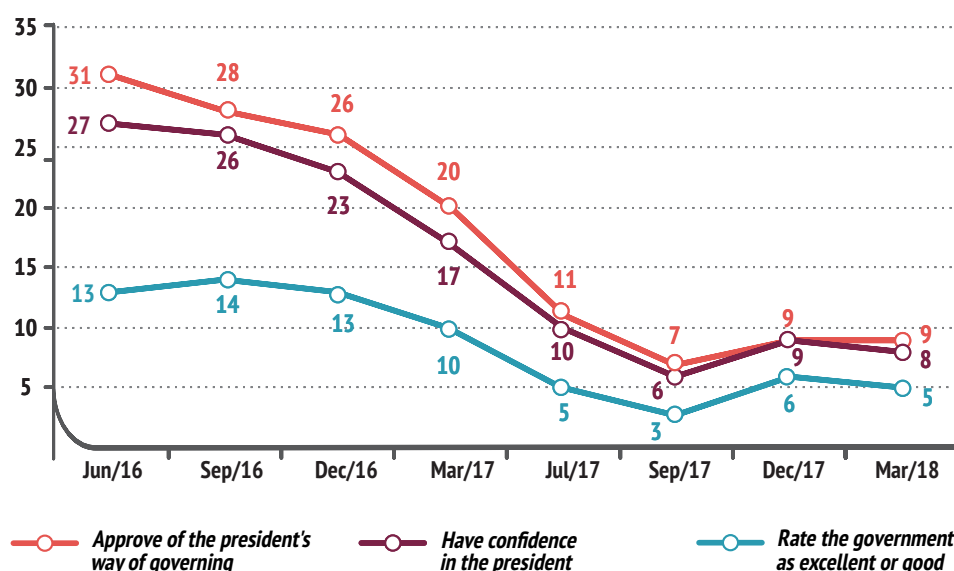
the government as fair: up from 16% in September 2017 to 21% in March 2018.

With respect to the nine areas of government activity, the figures also remained practically unchanged, meaning that none of them showed changes above the margin of error. In the area of public security, the variation was more pronounced. The percentage of respondents who approve of government actions and policies moved up from 11% to 14%, while the figure for those who disapprove of the president's actions and policies fell from 86% to 84%.

News items about corruption continue to be uppermost in the respondents' memory. The federal intervention in the public security sector in Rio de Janeiro and the welfare reform complete the list of recent news stories most recalled by the population.

President Michel Temer's Popularity

Percentage of responses (%)



Summary

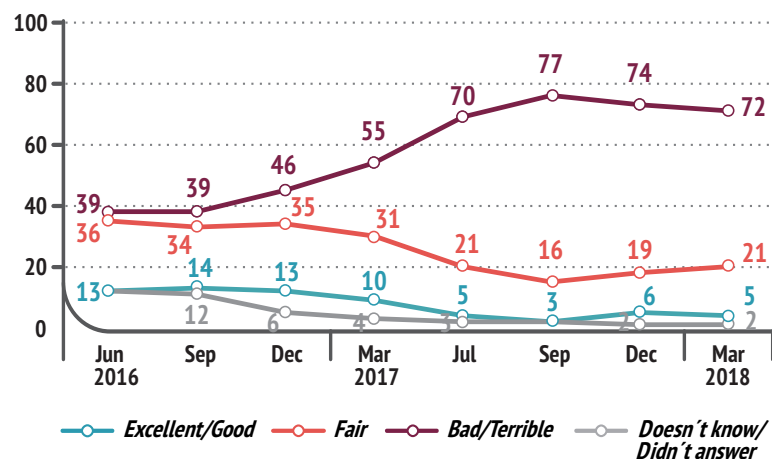
- Evaluation of the government [Page 6](#)
- Approval of the government by area [Page 7](#)
- Perception of news items about the government [Page 8](#)
- Evaluation of the government: from José Sarney to Michel Temer [Page 9](#)
- Results table [Page 10](#)



GOVERNMENT EVALUATION

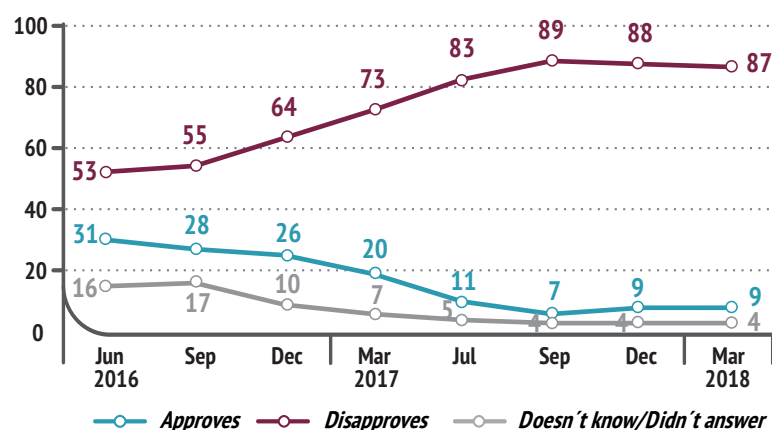
Evaluation of the Michel Temer administration

Percentage of responses (%)



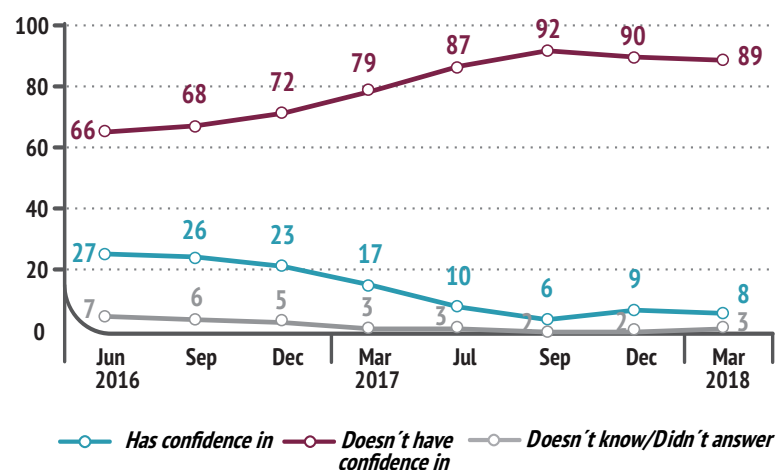
Approval of the way of governing

Percentage of responses (%)



Confidence in President Michel Temer

Percentage of responses (%)



*Note: The sum of the percentages may not be equal to 100 due to rounding errors.

Highlights by respondent profile

Approval ratings increase in the Northeast

President Temer's popularity has increased among residents in the Northeast region, even though this is still the region where the president receives his lowest approval rating. The percentage of respondents that rate the government as bad or terrible dropped by seven percentage points: down from 84% in December 2017 to 77% in March 2018. In contrast, the percentage of those who rate the government as fair is up from 11% to 16%.

Popularity increases among low-income households

Among respondents with a household income of up to one minimum wage, the percentage of those who rate the government as bad or terrible declined by seven percentage points: down from 79% in December 2017 to 72% in March 2018. Within this same group, the percentage that rates the government as fair is up from 13% to 16%, while the figure for those who rate the Temer administration as excellent or good rose from 6% to 7%.

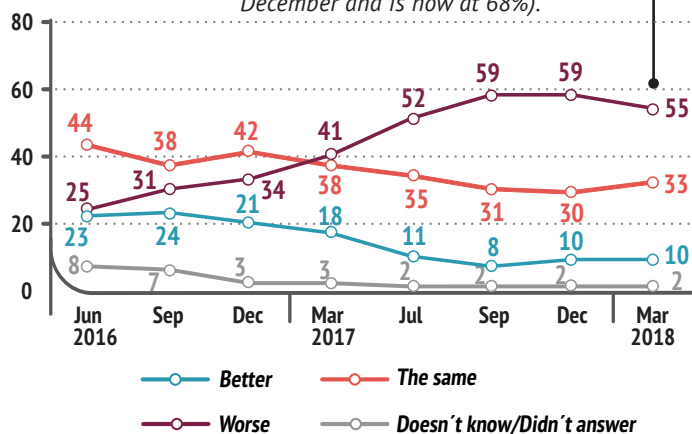
Popularity is higher among respondents educated up to the fourth grade of primary school

Among the respondents who studied until the fourth grade of primary school, 14% trust President Temer and 83% do not trust him. For the population as a whole, the percentages reach 8% and 89% respectively. Regarding the president's way of governing, the approval and disapproval ratings within the group who studied up to the 4th grade of primary school stand at 12% and 83% respectively. For all respondents taken together, the figures reach 9% and 87% respectively.

Comparison with the Dilma administration

Percentage of responses (%)

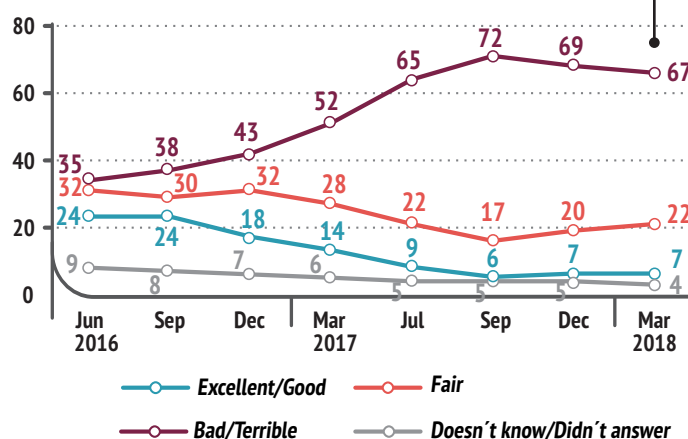
The decline in the percentage of those who rate the Temer administration as worse than Dilma's was higher in the Northeast region (7 percentage points – the figure stood at 75% in December and is now at 68%).



Perspectives for the remainder of the Temer administration

Percentage of responses (%)

Pessimism about the remainder of the Temer administration is higher among women (70%) than among men (62%).



*Note: The sum of the percentages may not be equal to 100 due to rounding errors.

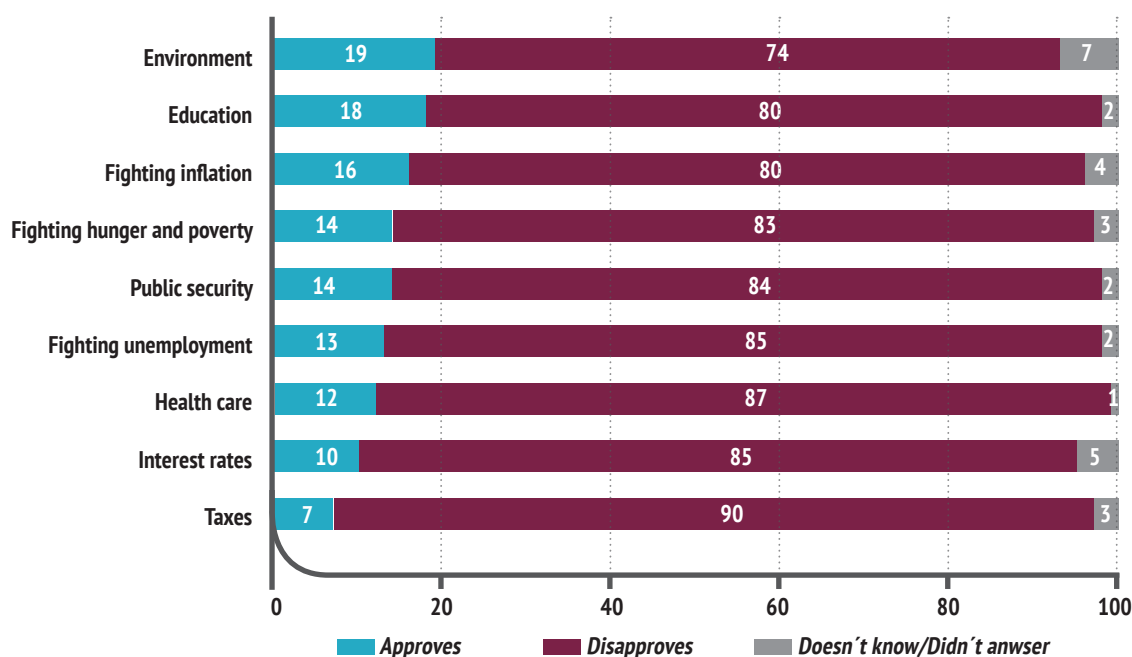
Approval of the government by area

None of the nine government activity areas under analysis experienced changes above the margin of error. The most pronounced change was in the area of public security. The percentage of those who approve of government actions and policies moved up from 11% to 14%, while the figure for those who disapprove of the president's actions and policies fell from 86% to 84%.

A significant improvement in the assessment of the public security area was registered among residents in the Northeast and South regions. Approval ratings grew by 7 and 6 percentage points respectively, while disapproval ratings fell respectively by 7 and 8 percentage points. In the North and Midwest regions as a whole, the assessment deteriorated: approval ratings are down by 8 percentage points while disapproval ratings are up by 9 percentage points.

Evaluation of the Temer administration by area

Percentage of responses (%) in March 2018



*Note: The sum of the percentages may not be equal to 100 due to rounding errors.

Perception of news items about the government

News items recalled by the population	
Percentage of respondents who mentioned the news item or a similar story (%)	
Government corruption (unspecified)	10
<i>Lava Jato</i> (Car Wash) Operation	4
Federal Government approves military intervention in the public security sector in Rio de Janeiro	4
Postponement of welfare reform	2
Welfare reform (unspecified)	2
Temer is investigated by the Supreme Federal Court (STF) in the case investigating irregularities in the ports decree	2
President Temer admits he may run for reelection in 2018	2
Financial crisis in Brazilian states	1
Unemployment (unspecified)	1
Demonstrations across Brazil (unspecified)	1
Justice Luís Roberto Barroso issues order to lift bank secrecy of President Temer	1
Federal government to release more funds for public security in Rio de Janeiro	1
Political crisis in the country (unspecified)	1
Marielle Franco, councilor of the PSOL party, is shot dead in Rio de Janeiro	1
News items about the revocation of President Michel Temer's mandate/ Attempt to impeach the current president	1
President Temer is cited in corruption scandal/President Temer is under investigation	1
Task forces of the <i>Lava Jato</i> Operation in Rio, São Paulo and Curitiba announce joint actions in 2018	1
Strikes and stoppages across Brazil (unspecified)	1
Negotiations within and between parties on presidential nominations	1
Falling inflation/reduced prices	1
Decline in unemployment	1
Former president Lula is convicted by the Regional Federal Court of the 4th Region (TRF 4) and faces imminent possibility of being arrested	1
President Temer's health problems	1
Tax hike	1
Economic recovery	1
President Temer's trips	1
None	16
Doesn't know/Didn't answer	45

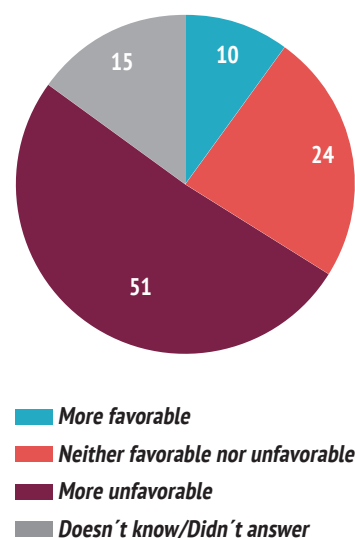
The percentage of respondents who report that recent news items about the government have been more unfavorable edged down from 56 percent in December 2017 to 51 percent in March 2018. The percentage of those who consider the news stories to be neither favorable nor unfavorable rose from 18% to 24%.

News items about corruption continue to be uppermost in the population's memory: 19% of respondents mentioned at least one news story related to corruption cases. It is worth noting that 10% of respondents mentioned "government corruption" without specifying the case, while 4% of them recall a news item related to the *Lava Jato* Operation.

At least one news story about the federal intervention in the public security sector in Rio de Janeiro (concerning the intervention itself or the release of federal funds to support it) is recalled by 5% of respondents. Likewise, 5% of respondents recall a news item related to the welfare reform (about its postponement or about the reform itself, but without specifying).

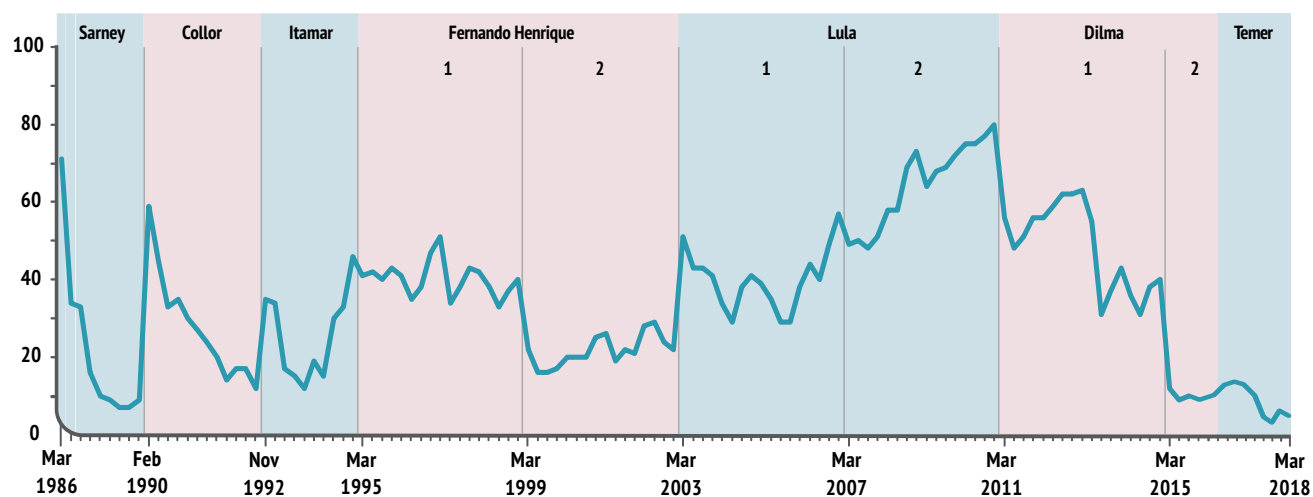
Perception of news about the government

Percentage of responses (%) in March 2018

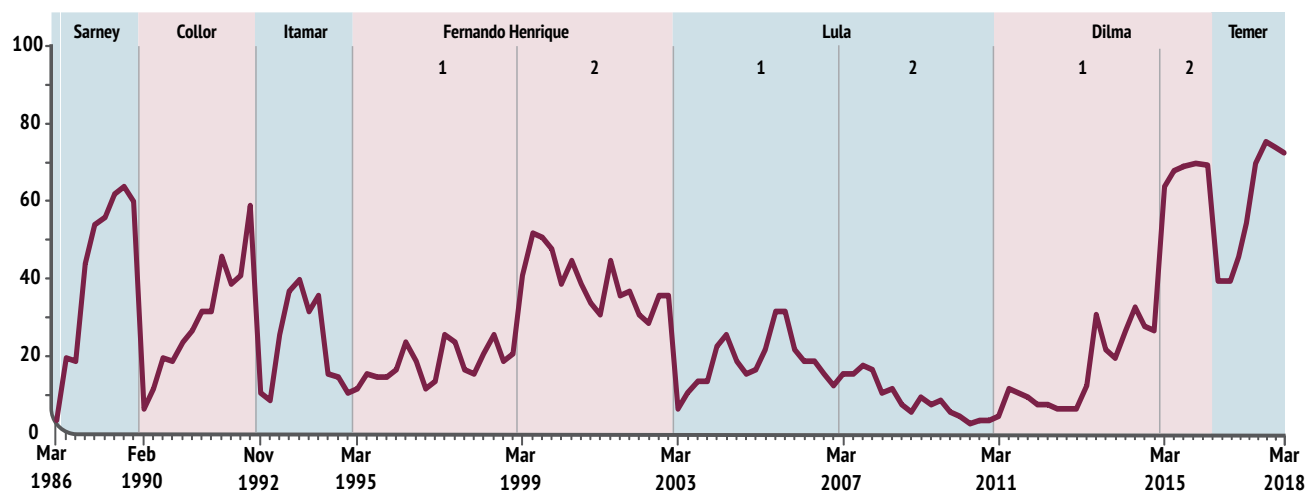


Evaluation of the government: from José Sarney to Michel Temer

Percentage of respondents who consider the government excellent or good (%)



Percentage of respondents who consider the government bad or terrible (%)



RESULTS TABLE

Percentage of responses (%)	Mar/18
Evaluation of the government	
Excellent / Good	5
Fair	21
Bad / Terrible	72
Doesn't know/Didn't answer	2
Perspectives for the remainder of the Temer administration	
Excellent / Good	7
Fair	22
Bad / Terrible	67
Doesn't know/Didn't answer	4
Approval of the president's way of governing	
Approves	9
Disapproves	87
Doesn't know/Didn't answer	4
Confidence in the president	
Have confidence	8
No confidence	89
Doesn't know/Didn't answer	3
Approval of the government by performance area	
Interest rates	
Approves	10
Disapproves	85
Doesn't know/Didn't answer	5
Fighting unemployment	
Approves	13
Disapproves	85
Doesn't know/Didn't answer	2
Public security	
Approves	14
Disapproves	84
Doesn't know/Didn't answer	2
Fighting inflation	
Approves	16
Disapproves	80
Doesn't know/Didn't answer	4
Fighting hunger and poverty	
Approves	14
Disapproves	83
Doesn't know/Didn't answer	3
Taxes	
Approves	7
Disapproves	90
Doesn't know/Didn't answer	3

Percentage of responses (%)	Mar/18
The environment	
Approves	19
Disapproves	74
Doesn't know/Didn't answer	7
Health care	
Approves	12
Disapproves	87
Doesn't know/Didn't answer	1
Education	
Approves	18
Disapproves	80
Doesn't know/Didn't answer	2
Perception of news items about the government	
More favorable	10
Neither favorable nor unfavorable	24
More unfavorable	51
Doesn't know/Didn't answer	15
Comparison with Dilma Rousseff	
Better	10
The same	33
Worse	55
Doesn't know/Didn't answer	2

The sum of the percentages may not be equal to 100 due to rounding errors.



Technical specifications

Sample profile: 2,000 interviews in 126 municipalities.

Survey period: March 22-25, 2018.

The estimated margin of error is 2 percentage points above or below the results found in the sample. The confidence level is 95%.



Learn more

For more information on the survey, including previous editions, methodology, historical series and highlights by respondent profile, visit: www.cni.org.br/e_pesqcniiibo

CNI

Policy and Strategy Directorate – DIRPE

José Augusto Coelho Fernandes

Director for Policy and Strategy

Research and Competitiveness Unit – GPC

Renato da Fonseca

Executive Manager for Research and Competitiveness

Edson Velloso

Renato da Fonseca

Technical Team

Carla Regina P. Gadêlha

Editorial production and graphic design

CORPORATE SERVICES DIRECTORATE – DSC

Administration, Documentation and Information Department – ADINF

Maurício Vasconcelos de Carvalho

Executive Manager for Administration, Documentation and Information

Unit of Documentation and Information – GEDIN

Alberto Nemoto Yamaguti

Normalization

IBOPE Inteligência

Elaboration of the survey



*National Confederation of Industry
Brazil*

CNI. THE STRENGTH OF THE BRAZILIAN INDUSTRY