

ICEI[®] BUSINESS CONFIDENCE INDEX

ECONOMIC INDICATORS **CNI**



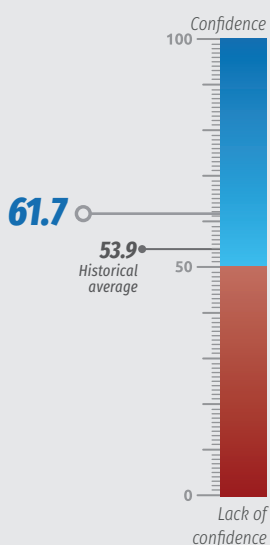
Industry business confidence advances again in June

The Business Confidence Index (ICEI) edged up by 3.2 points in June 2021, reaching 61.7 points. This is the second consecutive increase of the confidence index, which now accumulates an increase of eight points since April. The business index thus increases the distance in relation to the 50-point dividing

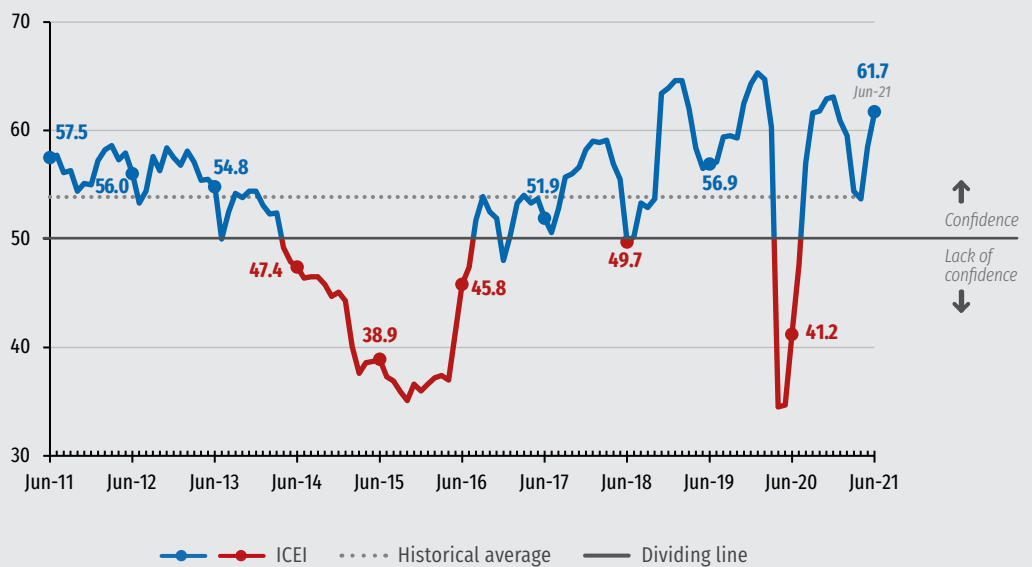
line, which separates confidence from lack of confidence, indicating greater and more widespread optimism in the industry.

With the increase in confidence in June, the confidence of the industrial entrepreneur approaches the levels recorded in the second half of 2020, a period of strong recovery for the Brazilian economy.

ICEI
Diffusion index*



Historical series
Diffusion index*



*The index ranges from 0 to 100 points. Figures above 50 points indicate business confidence. The further above 50 points, the greater and more widespread is the confidence. Figures below 50 points indicate lack of business confidence. The further below 50 points, the greater and more widespread is the lack of confidence.

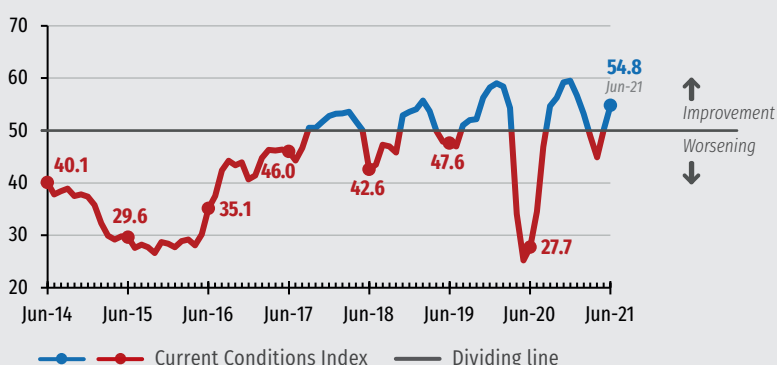
ICEI components

All components of the business confidence index increased in June 2021. It should be noted the increase in the Current Conditions Index, whose growth indicates a more positive perception of the current conditions of the Brazilian economy and of companies. The index grew 4.6 points to 54.8 points, thus moving away from the 50-point dividing line that separates a negative perception from a positive perception of current conditions.

The Expectations Index, which was already at a high level, grew 2.5 points, reaching 65.1 points, indicating even more optimism of the industry for the next six months.

Current Conditions Index

Diffusion index*



*The index ranges from 0 to 100. Figures above 50 points indicate a better situation than the last six months. Figures below 50 points indicate a worse situation.

Expectations Index

Diffusion index*



*The index ranges from 0 to 100 points. Figures above 50 points indicate optimistic expectations. Figures below 50 points indicate pessimistic expectations.

ICEI and its components

Diffusion indices*

	JUN20	MAY21	JUN21
ICEI	41.2	58.5	61.7
Current conditions (compared to the last 6 months):	27.7	50.2	54.8
Brazilian Economy	21.0	45.8	52.8
Own company	31.1	52.5	55.8
Expectations (for the next 6 months):	47.9	62.6	65.1
Brazilian Economy	42.2	58.3	61.9
Own company	50.7	64.7	66.8

*The index ranges from 0 to 100. Figures above 50 points indicate business confidence, improvement of current conditions or optimistic expectations. Figures below 50 points indicate lack of business confidence, a worse current situation or pessimistic expectations.



Technical specifications

Sample profile

1,624 enterprises, including 632 small, 611 medium and 381 large companies.

Data collection period

June 1-9, 2021.

Document closed by June 11, 2021.



Learn more

For more information on the survey, including sectoral and regional results, previous editions, methodology and historical series, visit: www.cni.com.br/e_icei

ICEI® - BUSINESS CONFIDENCE INDEX | English version of "ICEI - Índice de Confiança do Empresário Industrial, Junho 2021" | Monthly publication of the National Confederation of Industry - CNI | www.cni.com.br | Board of Industrial Development and Economy - DDIE | Economics Office - ECON | Economics Executive Officer: Renato da Fonseca | Economic Analysis Unit - GAE | Manager: Marcelo Souza Azevedo | Analysis: Danilo Sousa | Statistics Unit - GEST | Manager: Edson Velloso | Team: Aretha Soares, Priscila Garcia and Roxana Rossy Campos | Editing Unit - CDIV | Coordinator: Carla Gadelha | Graphic Design: Simone Marcia Broch

Customer Service - Phone: +55 (61) 3317-9992 - email: sac@cni.com.br

This publication may be reproduced, provided that the source is mentioned.

