

ICEI[®] BUSINESS CONFIDENCE INDEX

ECONOMIC INDICATORS **CNI**



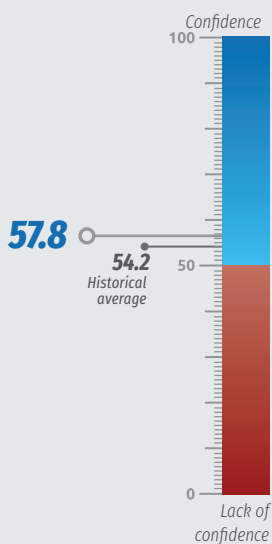
Industry confidence advances in June

The Business Confidence Index (ICEI) increased 1.3 point in April 2022, from 56.5 points to 57.8 points. The result shows an advance in confidence compared to May and places

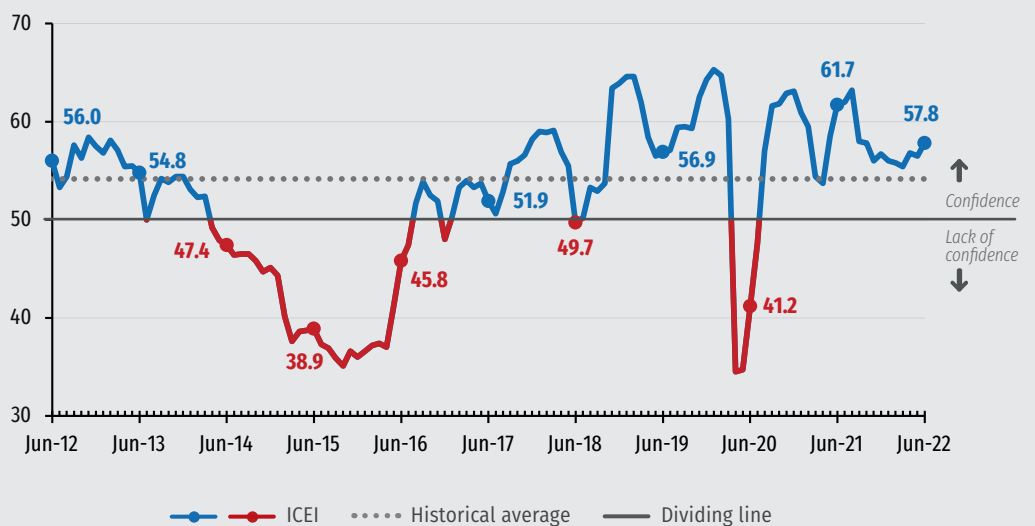
confidence in the industrial sector at the highest level since October 2021.

Industry remains confident, as the confidence index remains above the 50-point dividing line, which separates confidence from lack of confidence.

ICEI
Diffusion index*



Historic Series
Diffusion index*



*The index ranges from 0 to 100. Figures above 50 points show entrepreneur confidence. The more above 50 points, the greater and more widespread the confidence. Figures below 50 points show lack of confidence of the entrepreneur. The more below 50 points, the greater and more widespread the lack of confidence.

ICEI components

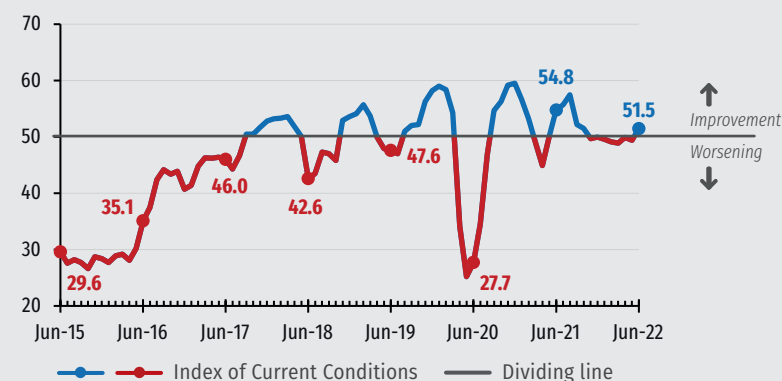
The Current Conditions index picked up by 2.1 points, rising from 49.4 points to 51.5 points. By crossing the 50-point dividing line, the index shows transition from a negative perception to a positive perception of the industrial sector regarding current conditions compared to the last six months.

Among the components of the Current Conditions Index, even though the index related to the assessment of the current conditions of the Brazilian economy has not reached 50 points, it approached this mark, increasing from 45.8 points to 48.9 points. At the same time, the assessment of the companies' current conditions became more positive: the index increased from 51.1 points to 52.8 points.

The Expectations Index edged up 1 point, to 61 points. As it moves significantly further above the 50-point dividing line, the index indicates greater optimism for the next six months.

Index of Current Conditions

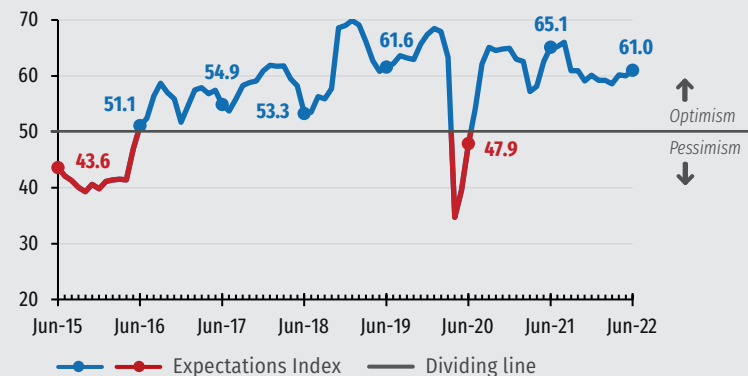
Diffusion index*



*The Index ranges from 0 to 100. Figures above 50 indicate that conditions are better than in the last six months, figures below 50 indicate that conditions are worse.

Expectation Index

Diffusion Index*



*The Index ranges from 0 to 100. Figures above 50 show a positive expectation. Figures below 50 show a pessimist expectation.

ICEI and its components

Diffusion indices*

	JUN 21	MAY 22	JUN 22
ICEI	61.7	56.5	57.8
Current conditions (compared to the last 6 months):	54.8	49.4	51.5
Brazilian economy	52.8	45.8	48.9
Company	55.8	51.1	52.8
Expectations (for the next six months):	65.1	60.0	61.0
Brazilian economy	61.9	55.9	57.3
Company	66.8	62.1	62.8

*Indices range from 0 to 100. Figures above 50 points indicate confident entrepreneurs, improvement in current conditions or optimistic expectations. Figures below 50 indicate lack of entrepreneur confidence, worsening in current conditions or pessimistic expectations.



Technical specifications

Sample profile

1,573 companies: 603 small, 592 medium and 378 large.

Collection period

1 to 7 June 2022.

Document completed on June 9, 2022.



Learn More

For further information on previous issues, methodology and historical series, please visit: www.cni.com.br/e_icej

ICEI® - BUSINESS CONFIDENCE INDEX | English version of "Índice de Confiança do Empresário Industrial, Junho 2022" | Published monthly by CNI - National Confederation of Industry www.cni.com.br | Board of Industrial Development and Economy - DDIE | Economics Office - ECON | Executive Officer: Mário Sérgio Carraro Telles | Economic Analysis Unit - GAE | Manager: Marcelo Souza Azevedo | Analysis: Danilo Cristian da Silva Sousa | Statistics Management - GEST | Manager: Edson Velloso | Team: Aretha Lopez | Dissemination Coordination - CDIV | Coordinator: Carla Gadelha | Graphic Design: Simone Marcia Broch

Customer Service - Phone: +55 (61) 3317-9992 email: sac@cni.com.br

This publication may be copied freely, provided the source is always mentioned.

