



CNI-Ibope survey

# GOVERNMENT EVALUATION



National Confederation of Industry  
Brazil

CNI. THE STRENGTH OF THE BRAZILIAN INDUSTRY

July / 2017







CNI-Ibope survey

# GOVERNMENT EVALUATION

July / 2017

© 2017.CNI - National Confederation of Industry.

Any part of this publication may be copied, provided that the source is mentioned.

**CNI**

**Research and Competitiveness Unit - GPC**

---

### CATALOGING IN PUBLICATION DATA

---

P474g

National Confederation of Industry

CNI-Ibope survey - Government evaluation - (July 2017). – Brasília: CNI, 2017.

10 p.

ISBN 2317-7012

1. Evaluation of the government. 2. Government of Brazil. 3. Survey research

CDU: 354 (049.5)

---

**CNI**

**National Confederation of Industry - Brazil**

Setor Bancário Norte

Quadra 1 – Bloco C

Edifício Roberto Simonsen

70040-903 – Brasília – DF

Tel.: +55 61 3317- 9000

Fax: +55 61 3317- 9994

<http://www.cni.org.br>

**Customer Service – SAC**

Tels.: +55 61 3317-9989 / 3317-9992

[sac@cni.org.br](mailto:sac@cni.org.br)

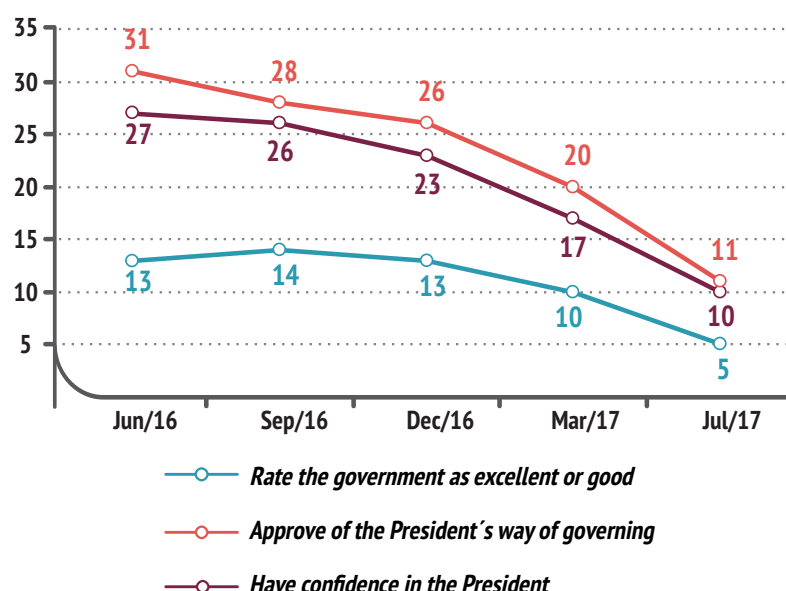
# Temer's popularity hits record low

President Temer's approval ratings dropped sharply to an all-time low between March and July 2017. The percentage of respondents who rate the government as excellent or good edged down from 10% in March to 5% in July, while the figure for those rating the Temer administration as bad or terrible rose from 55% to 70%. The percentage of those who have confidence in President Temer and who approve of his way of governing edged down respectively from 17% to 10% and from 20% to 11%.

The decline in Temer government's approval ratings has been observed across the nine specific areas of activity assessed in the survey. The worst rated areas are taxes, with 87% of disapproval, and health, with 85%. The outlook for the remainder of the Temer administration is also bleak. Sixty-five percent of respondents believe the rest of the Temer administration will be bad or terrible, with only 9% believing it will be excellent or good.

## President Michel Temer's Popularity

Percentage of responses (%)



### Summary

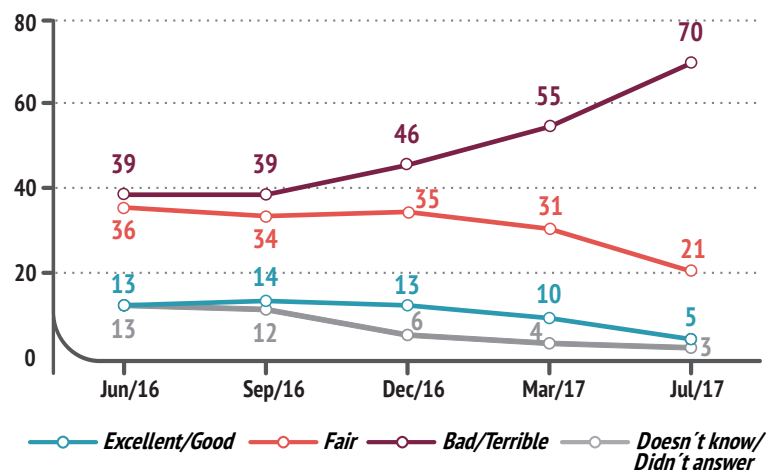
- Evaluation of the government [Page 6](#)
- Approval of the government by area [Page 7](#)
- Perception of news items about the government [Page 8](#)
- Evaluation of the government: from José Sarney to Michel Temer [Page 9](#)
- Results table [Page 10](#)



## GOVERNMENT EVALUATION

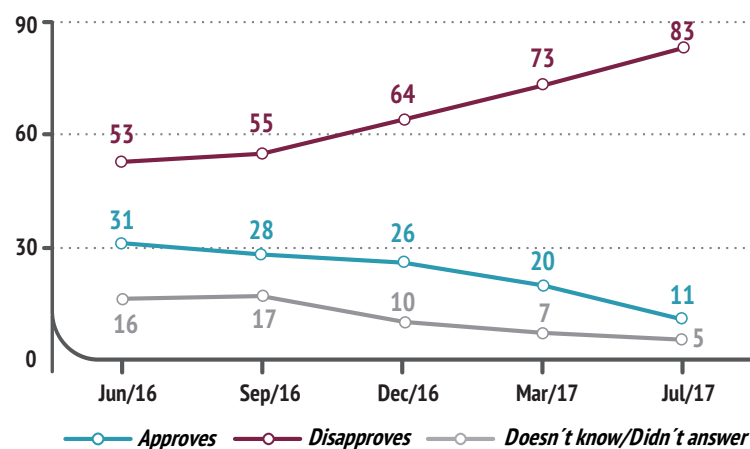
### Evaluation of the Michel Temer administration

Percentage of responses (%)



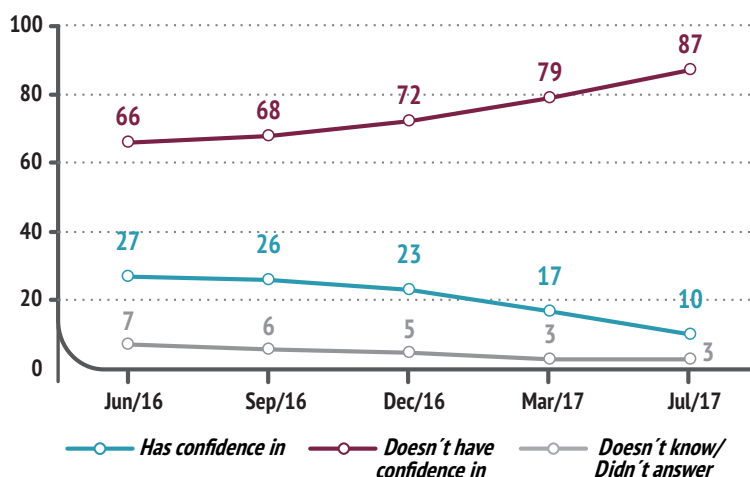
### Approval of the way of governing

Percentage of responses (%)



### Confidence in President Michel Temer

Percentage of responses (%)



## Highlights by respondent profile

### North and Midwest regions see highest decline in popularity

The percentage of those who rate the Temer government as bad or terrible in the North and Midwest regions grew by 23 percentage points, while the figure for the country as a whole grew by 15 percentage points. These regions also reported the highest increase in the disapproval ratings of the president's way of governing and the highest drop in confidence. The Northeast region is still the one with the highest percentage of residents who rate the government as bad or terrible.

### Capital cities residents give the president worse ratings than non-capital cities residents

In non-capital cities, the percentage of residents rating the government as bad or terrible stood at 69%, down by six percentage points from the figure recorded in capitals. While 86% of capital residents disapprove of the president's way of governing, the percentage for non-capitals residents goes down to 82%. In the Brazilian capitals, 7% have confidence in the president, compared to 11% among residents in non-capital cities.

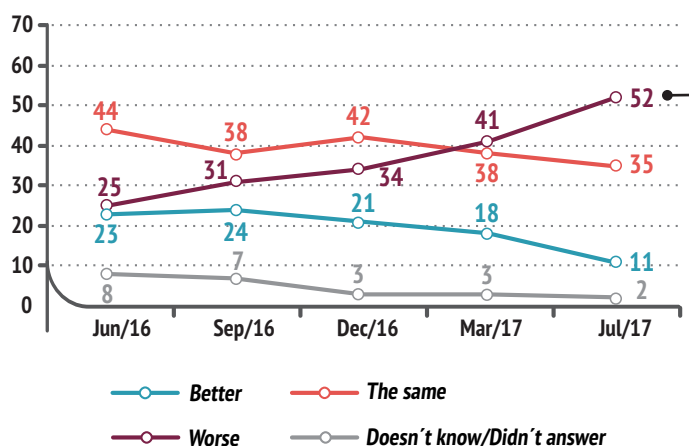
### Approval ratings are higher among respondents whose household income is more than five times the minimum wage

Twenty-two percent of respondents earning more than five minimum wages approve of President Temer's way of governing, more than twice the figure for the total sample. With regard to the government's performance, the percentage of those who rate it as bad or terrible reached 66% among respondents with a household income of more than five times the minimum wage and rose to 72% among those with a household income of up to two minimum wages.

## Comparison with the Dilma administration

Percentage of responses (%)

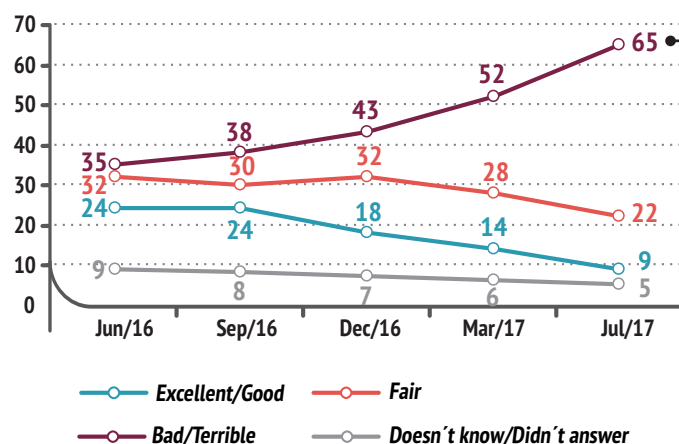
For 52% of respondents, the Temer administration is worse than Dilma's. Only 11% of respondents believe the Temer administration is better.



## Perspectives for the remainder of the Temer administration

Percentage of responses (%)

The outlook for the rest of the Temer government is also bleak: the percentage of those who believe that the remainder of the Temer government will be bad or terrible rose from 52% in March to 65% in July.



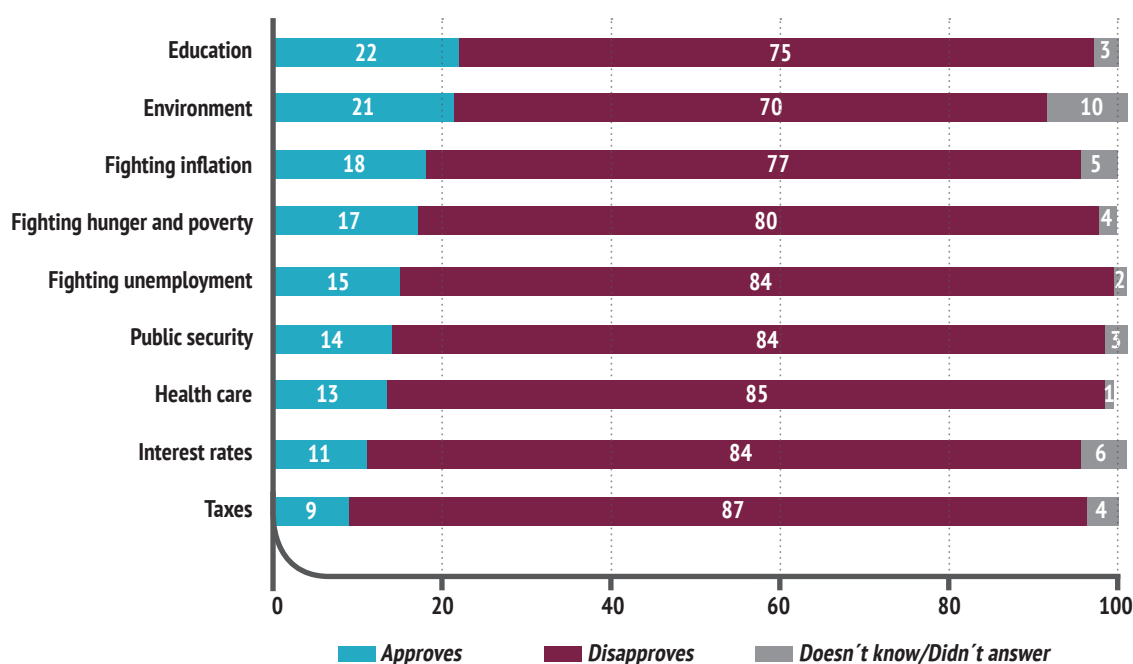
## Approval of the government by area

The government's approval ratings by area have worsened across all nine areas under analysis. With 87%, tax actions and policies received the worst disapproval ratings. It is worth noting that the survey was conducted before the increase in the PIS/COFINS tax rates levied on fuels. Health

received an 85% disapproval rating and a 13% approval rating, while interest rates have an 84% disapproval rating and an 11% approval rating. 'Public safety' and 'fight against unemployment' also posted disapproval ratings in excess of 80%.

## Evaluation of the Temer administration by area

Percentage of responses (%) in July 2017



## Perception of news items about the government

News items recalled by the population	
Percentage of respondents who mentioned the news item or a similar story (%)	
Government corruption (unspecified)	16
Labor reform	10
<i>Lava Jato</i> Operation	9
Attorney General Rodrigo Janot files passive corruption charges against President Michel Temer	8
Welfare reform	4
Unemployment	3
Motion to impeach President Temer	3
Political crisis in the country (unspecified)	2
Demonstrations in Brazil (unspecified)	2
Rodrigo da Rocha Loures, a former adviser to Temer, is arrested on suspicion of accepting bribes intended for the President of the Republic	2
Financial crisis in Brazilian states	2
Strikes and stoppages across Brazil (unspecified)	1
Former President Lula is found guilty in the <i>Lava Jato</i> case	1
Funding released for lawmakers to vote in favor of Temer	1
The corruption charges against President Temer are rejected by the Constitution and Justice Committee	1
News items mentioned by less than 0.5% of respondents	5
None	10
Doesn't know / Didn't answer	36

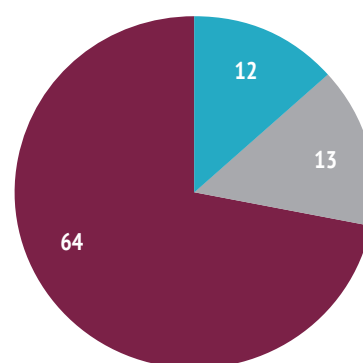
For 64% of respondents, the recent news items are more unfavorable to the government. In March's survey, this figure stood at 54%. The percentage of those who consider the news items to be more favorable to the government remained unchanged at 12%, while the figure for those who consider them to be neither favorable nor unfavorable fell from 21% to 13%.

Once again, news reports about corruption are uppermost in the population's memory. Among the respondents, 33% mentioned at least one news item on this subject (each respondent could mention up to two news items). Considering the subject of corruption, news items about unspecified government corruption, the *Lava Jato* (Car Wash) operation, and the passive corruptions charges filed by Attorney General Rodrigo Janot against President Michel Temer stood out with 16%, 9% and 8% of responses, respectively.

The second most recalled group of news items were those concerned with the reforms, particularly the labor reform (10%) and the welfare reform (4%).

### Perception of news about the government

Percentage of responses (%) in July 2017

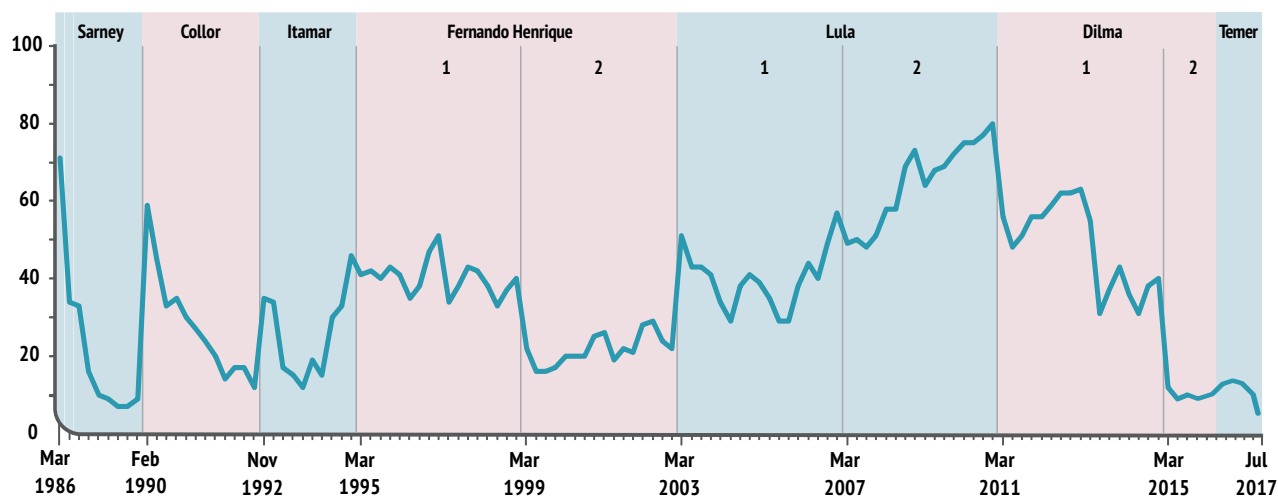


■ More favorable  
■ Neither favorable nor unfavorable  
■ More unfavorable

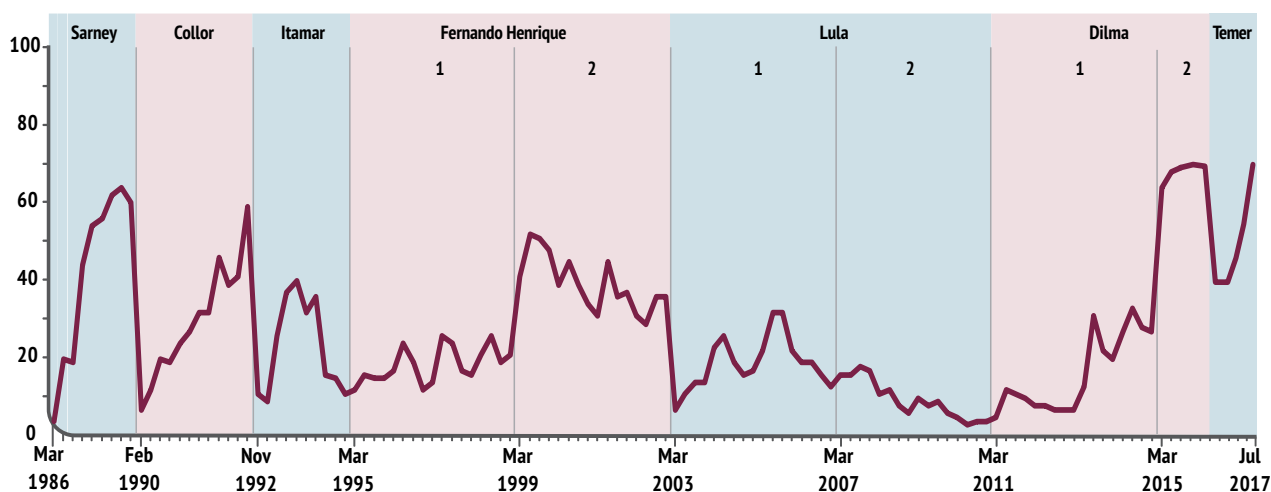


## Evaluation of the government: from José Sarney to Michel Temer

*Percentage of respondents who consider the government excellent or good (%)*



*Percentage of respondents who consider the government bad or terrible (%)*



## RESULTS TABLE

Percentage of responses (%)	Jul/17
<b>Evaluation of the government</b>	
Excellent / Good	5
Fair	21
Bad / Terrible	70
Doesn't know/Didn't answer	3
<b>Perspectives for the remainder of the Temer administration</b>	
Excellent / Good	9
Fair	22
Bad / Terrible	65
Doesn't know/Didn't answer	5
<b>Approval of the president's way of governing</b>	
Approves	11
Disapproves	83
Doesn't know/Didn't answer	5
<b>Confidence in the president</b>	
Have confidence	10
No confidence	87
Doesn't know/Didn't answer	3
<b>Approval of the government by performance area</b>	
<b>Interest rates</b>	
Approves	11
Disapproves	84
Doesn't know/Didn't answer	6
<b>Fighting unemployment</b>	
Approves	15
Disapproves	84
Doesn't know/Didn't answer	2
<b>Public security</b>	
Approves	14
Disapproves	84
Doesn't know/Didn't answer	3
<b>Fighting inflation</b>	
Approves	18
Disapproves	77
Doesn't know/Didn't answer	5
<b>Fighting hunger and poverty</b>	
Approves	17
Disapproves	80
Doesn't know/Didn't answer	4
<b>Taxes</b>	
Approves	9
Disapproves	87
Doesn't know/Didn't answer	4

Percentage of responses (%)	Jul/17
<b>The environment</b>	
Approves	21
Disapproves	70
Doesn't know/Didn't answer	10
<b>Health care</b>	
Approves	13
Disapproves	85
Doesn't know/Didn't answer	1
<b>Education</b>	
Approves	22
Disapproves	75
Doesn't know/Didn't answer	3
<b>Perception of news items about the government</b>	
More favorable	12
Neither favorable nor unfavorable	13
More unfavorable	64
Doesn't know/Didn't answer	11
<b>Comparison with Dilma Rousseff</b>	
Better	11
The same	35
Worse	52
Doesn't know/Didn't answer	2

The sum of the percentages may not be equal to 100 due to rounding errors.



### Technical specifications

Sample profile: 2,000 interviews in 125 municipalities.

Survey period: July 13-16, 2017.

The estimated margin of error is 2 percentage points above or below the results found in the sample. The confidence level is 95%.



### Learn more

For more information on the survey, including previous editions, methodology, historical series and highlights by respondent profile, visit: [www.cni.org.br/e\\_pesqcniiibo](http://www.cni.org.br/e_pesqcniiibo)

## **CNI**

### **Policy and Strategy Directorate – DIRPE**

*José Augusto Coelho Fernandes*

Director for Policy and Strategy

### **Research and Competitiveness Unit – GPC**

*Renato da Fonseca*

Executive Manager for Research and Competitiveness

*Edson Velloso*

Technical Team

*Carla Regina P. Gadêlha*

Editorial production

## **CORPORATE SERVICES DIRECTORATE – DSC**

### **Administration, Documentation and Information Department – ADINF**

*Maurício Vasconcelos de Carvalho*

Executive Manager for Administration, Documentation and Information

### **Unit of Documentation and Information – GEDIN**

*Alberto Nemoto Yamaguti*

Normalization

---

## **IBOPE Inteligência**

Elaboration of the survey



*National Confederation of Industry  
Brazil*

**CNI. THE STRENGTH OF THE BRAZILIAN INDUSTRY**