

ICEI® BUSINESS CONFIDENCE INDEX INDUSTRIAL SECTORS

ECONOMIC INDICATORS **CNI**

CNI
Brazilian National Confederation of Industry
THE FUTURE OF INDUSTRY

Part of industry regains confidence in July

In July, the Business Confidence Index (ICEI) grew in 29 of the 30 industrial sectors considered in the survey.






The Manufacturing ICEI hit the mark of 49.1 points after growing for the third consecutive month (up by 6.5 points, accumulating a 14.8-point increase in the period). Entrepreneurs in this industrial segment moved closer to the 50-point dividing line, but have not yet regained confidence in July.

Confidence has increased in 25 of the 26 manufacturing sectors covered by the survey – the exception is the Biofuels sector. Entrepreneurs show confidence in 9 of these 26 sectors, and in eight of these 9 sectors, entrepreneurs became confident (indicator above 50 points) in July; in the Pharmaceutical chemicals and pharmaceuticals sector, entrepreneurs were already confident in June.

The Construction ICEI reached 46.3 points after growing by 3.7 points in July. This marked the third consecutive increase in the index, which rose by 11.5 points in the period. While the indicators for all three construction sectors considered in the survey are up, they remain below the dividing line between lack of confidence and confidence.

The Mining and Quarrying ICEI edged up from 50.8 points in June to 53.8 points in July, showing an increase in business confidence in this industrial segment.

+ Most confident sectors

	Cleaning and perfumes preparations	56.7
	Pharmaceuticals	55.4
	Mining of non-metal ores	54.5
	Furniture	53.7
	Rubber products	53.4

– Least confident sectors

	Printing and reproduction	42.0
	Leather and footwear	42.3
	Leather and related products	43.2
	Wearing apparel	44.2
	Specialized services for the construction	44.2

Note: The ICEI ranges from 0 to 100 points. The further above 50 points, the greater and more widespread is the confidence. Figures below 50 points indicate lack of business confidence. The further below 50 points, the greater and more widespread is the lack of confidence.

Summary of results

ICEI BY SECTOR AND COMPANY SIZE

	JUL-19	JUN-20	JUL-20
TOTAL	57.1	41.2	47.6
BY SECTOR			
Construction Industry	58.6	42.6	46.3
Mining and Quarrying	58.8	50.8	53.8
Manufacturing	56.7	42.6	49.1
COMPANY SIZE			
Small	55.7	42.0	48.8
Medium	56.9	43.2	48.9
Large	58.0	43.2	48.6

ICEI BY REGION

	JUL-19	JUN-20	JUL-20
TOTAL	57.1	41.2	47.6
North	57.6	47.9	54.4
Northeast	58.5	41.4	47.9
Southeast	55.5	40.5	46.8
South	56.6	42.8	49.3
Midwest	59.4	47.6	50.8

ICEI BY SECTORS AND INDUSTRIAL SEGMENTS

SECTORS	JUL-19	JUN-20	JUL-20
TOTAL	57.1	41.2	47.6
Mining and Quarrying	58.8	50.8	53.8
Mining of non-metal ores	58.9	49.8	54.5
Manufacturing	56.7	42.6	49.1
Food	58.1	47.3	51.3
Beverages	53.6	41.6	48.6
Textiles	56.6	41.0	48.7
Wearing apparel	55.3	34.4	44.2
Leather and related products	54.1	31.7	43.2
Leather and footwear	54.8	35.5	42.3
Wood products	52.5	48.2	48.4
Pulp and Paper	56.2	40.5	48.2
Printing and reproduction	56.0	37.5	42.0
Biofuel	56.0	48.6	46.8
Chemicals, exc. cleaning and perfumes	57.6	44.9	50.7
Cleaning and perfumes preparations	60.2	43.9	56.7
Pharmaceuticals	60.6	55.1	55.4
Rubber	59.5	40.1	53.4
Plastic Products	57.1	41.9	51.0
Non-metallic mineral products	55.1	44.8	52.9
Basic metals	57.3	39.9	45.0
Metal products	58.7	41.3	49.8
Computers, electronics and opticals products	56.9	39.2	47.2
Electrical equipment	51.6	41.3	47.3
Machinery and equipment	56.8	44.0	48.8
Motor vehicles, trailers and semi-trailers	56.4	40.5	44.3
Other transport equipment	54.0	47.9	51.1
Furniture	52.7	40.5	53.7
Other manufacturing	56.3	42.0	48.8
Repair and installation	53.5	44.2	46.7
Construction Industry	58.6	42.6	46.3
Construction of buildings	58.2	43.0	47.5
Infrastructure construction	55.4	41.2	45.7
Specialized services for the construction	58.4	41.5	44.2

Note: The ICEI ranges from 0 to 100 points. Figures above 50 points indicate business confidence. Figures below 50 points indicate lack of business confidence.



Technical specifications

Sample profile

2,305 enterprises, including 899 small, 845 medium and 561 large companies.

Data collection period

July 1-13, 2020.

Document closed by July 27, 2020.



Learn more

For more information on the survey, including sectoral and regional results, previous editions, methodology and historical series, visit: www.cni.com.br/e_iceisetorial

ICEI® - BUSINESS CONFIDENCE INDEX - INDUSTRIAL SECTORS | English version of "ICEI - Índice de Confiança do Empresário Industrial - Resultados Setoriais, Julho 2020" | Monthly publication of the National Confederation of Industry - CNI | www.cni.com.br | Industrial Development Board - DDI | Economics Department - ECON | Executive manager: Renato da Fonseca | Economic Analysis Unit - GAE | Manager: Marcelo Souza Azevedo | Analysis: Marcelo Souza Azevedo | Statistics Unit | Manager: Edson Velloso | Team: Aretha Sílvia Soares | Editing Unit - CDIV | Coordinator: Carla Gadelha | Graphic Design: Simone Marcia Broch

Customer Service - Phone: +55 (61) 3317-9992 - email: sac@cni.com.br

This publication may be reproduced, provided that the source is mentioned.

