

ICEI[®] BUSINESS CONFIDENCE INDEX INDUSTRIAL SECTORS

ECONOMIC INDICATORS **CNI**

CNI
Brazilian National Confederation of Industry
THE FUTURE OF INDUSTRY

Business confidence varied across different sector in February

The Business Confidence Index (ICEI) had different results by sector in February. Confidence increased in 16 of the 30 industrial sectors surveyed and declined in the remaining 14 sectors in the month. However, the indices for all industry sectors continue above the 50-point dividing line, indicating confidence.






The most confident sectors are Rubber, Machinery and equipment, Metal products, Motor vehicles, trailers and semi-trailers, and Non-metallic mineral products. Entrepreneurs show high confidence in all these industrial sectors: the ICEI for each sector exceeds 60 points.

Even in the least confident sectors, entrepreneurs show relatively high confidence. The sector with the lowest ICEI is Beverages, with 55.4 points, far from the 50-point dividing line. It is followed by Infrastructure construction, Cleaning and perfumes preparations, Specialized services for the construction, and Footwear and parts.

+ Most confident sectors

	Rubber	64.3
	Machinery and equipment	63.7
	Basic metals	63.2
	Motor vehicles, trailers and semi-trailers	63.1
	Non-metallic mineral products	63.0

– Least confident sectors

	Beverages	55.4
	Infrastructure construction	55.8
	Cleaning and perfumes preparations	56.0
	Specialized services for the construction	56.8
	Footwear and parts	57.3

Note: The ICEI ranges from 0 to 100 points. Figures above 50 points indicates business confidence, the further above 50 points, the greater and more widespread is the confidence. Figures below 50 points indicate lack of business confidence. The further below 50 points, the greater and more widespread is the lack of confidence.

Summary of results

ICEI BY COMPANY SIZE

	FEB-20	JAN-21	FEB-21
Small	63.5	60.9	58.5
Medium	64.9	62.2	59.6
Large	66.5	63.9	61.2

ICEI BY REGION

	FEB-20	JAN-21	FEB-21
North	64.8	59.5	58.5
Northeast	63.6	58.7	60.4
Southeast	63.7	59.1	58.2
South	66.8	62.7	62.3
Midwest	65.4	59.9	60.2

ICEI BY SECTORS AND INDUSTRIAL SEGMENTS

SECTORS	FEB-20	JAN-21	FEB-21
Mining and Quarrying	65.0	64.1	62.1
Mining of non-metal ores	62.4	62.2	61.2
Manufacturing	65.2	60.8	60.4
Food	66.1	58.0	58.1
Beverages	63.9	55.9	55.4
Textiles	63.3	61.2	61.5
Wearing apparel	64.3	56.3	57.3
Leather and related products	65.5	62.6	58.1
Footwear and parts	63.5	58.3	57.3
Wood products	65.4	65.6	61.5
Pulp and Paper	65.9	59.7	59.0
Printing and reproduction	61.3	56.4	58.2
Biofuel	64.1	59.6	61.7
Chemicals, exc. cleaning and perfumes	64.8	61.5	60.7
Cleaning and perfumes preparations	65.4	54.4	56.0
Pharmaceuticals	63.1	61.4	58.2
Rubber	65.6	61.4	64.3
Plastic Products	66.3	60.8	58.6
Non-metallic mineral products	61.9	62.0	63.0
Basic metals	67.0	65.9	63.2
Metal products	67.9	62.4	61.2
Computers, electronics and opticals products	60.9	58.0	58.4
Electrical equipment	63.6	64.3	60.2
Machinery and equipment	64.5	62.9	63.7
Motor vehicles, trailers and semi-trailers	62.9	62.7	63.1
Other transport equipment	62.2	53.7	58.9
Furniture	67.9	56.6	58.5
Other manufacturing	68.0	61.2	58.5
Repair and installation	62.5	57.3	58.9
Construction Industry	62.8	56.9	57.7
Construction of buildings	63.9	58.0	59.4
Infrastructure construction	61.7	52.6	55.8
Specialized services for the construction	60.2	57.6	56.8

Note: The ICEI ranges from 0 to 100 points. Figures above 50 points indicate business confidence. Figures below 50 points indicate lack of business confidence.



Technical specifications

Sample profile

2,228 enterprises, including 894 small, 805 medium and 529 large companies.

Data collection period

February 1-11, 2021.

Document closed by March 1, 2021.



Learn more

For more information on the survey, including sectoral and regional results, previous editions, methodology and historical series, visit: www.cni.com.br/e_iceisetorial

ICEI® - BUSINESS CONFIDENCE INDEX - INDUSTRIAL SECTORS | English version of "Índice de Confiança do Empresário Industrial - Resultados Setoriais, Fevereiro 2021" | Monthly publication of the National Confederation of Industry - CNI | www.cni.com.br | Board of Industrial Development and Economy - DDIE | Economics Office - ECON | Economics Executive Officer: Renato da Fonseca | Economic Analysis Unit - GAE | Manager: Marcelo Souza Azevedo | Analysis: Danilo Cristian da Silva Sousa | Statistics Unit | Manager: Edson Velloso | Team: Aretha Silícia Soares and Priscila Garcia | Editing Unit - CDIV | Coordinator: Carla Gadelha | Graphic Design: Simone Marcia Broch

Customer Service - Phone: +55 (61) 3317-9992 - email: sac@cni.com.br

This publication may be reproduced, provided that the source is mentioned.

