



CNI-Ibope survey

# GOVERNMENT EVALUATION



Brazilian National Confederation of Industry  
THE FUTURE OF INDUSTRY

June/2019







CNI-Ibope survey

# GOVERNMENT EVALUATION

June / 2019



© 2019. CNI - National Confederation of Industry.

Any part of this publication may be copied, provided that the source is mentioned.

CNI

Policy and Strategy Directorate - DIRPE

Research and Competitiveness Unit - GPC

#### CATALOGING IN PUBLICATION DATA

---

**P474g**

National Confederation of Industry

CNI-Ibope survey - Government evaluation - (June 2018). – Brasília: CNI, 2018.

10 p.

ISBN 2317-7012

1 Evaluation of the government. 2. Government of Brazil. 3. Survey research

**CDU 354 (049.5)**

---

CNI

National Confederation of Industry - Brazil

Setor Bancário Norte

Quadra 1 – Bloco C

Edifício Roberto Simonsen

70040-903 – Brasília – DF

Tel.: (61) 3317- 9001

Fax: (61) 3317- 9994

<http://www.cni.com.br>

Customer Service – SAC

Tels.: (61) 3317-9989 / 3317-9992

[sac@cni.com.br](mailto:sac@cni.com.br)

# Dissatisfaction with the federal government grows

The three indicators measuring President Jair Bolsonaro's popularity dropped between April and June 2019. The percentage of those who rate the government as bad or terrible increased from 27% to 32%, while the percentage of the population that rate the government as excellent or good edged down from 35% to 32% (within the survey's margin of error of plus or minus 2 percentage points).

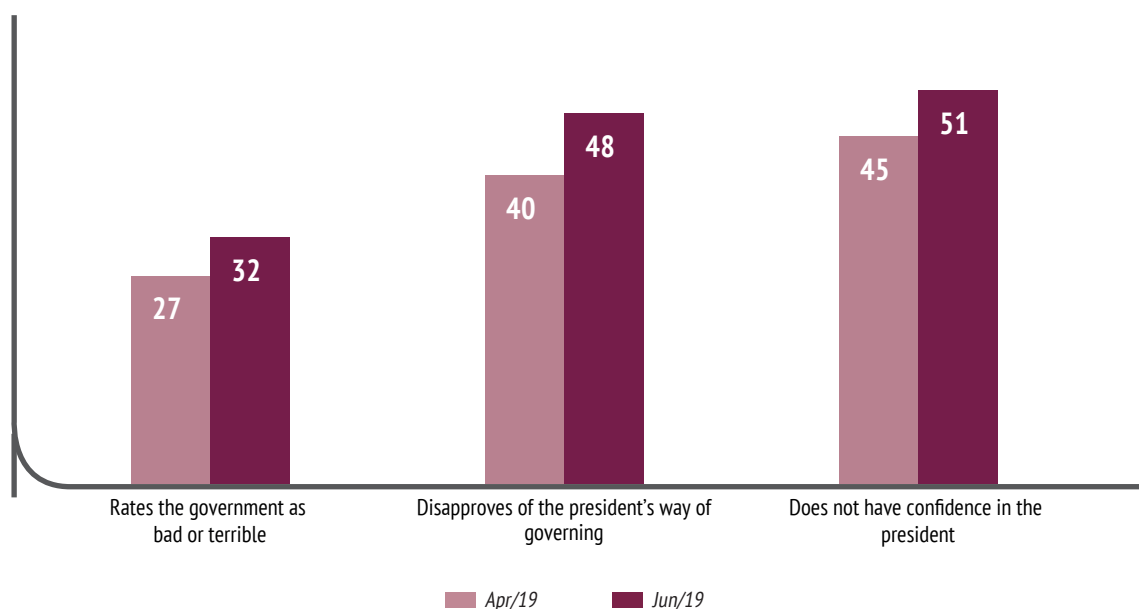
Regarding the president's way of governing, the disapproval ratings rose from 40% to 48%, while the approval ratings edged down from 51% to 46%. Confidence in the president also decreased. The percentage of those who have confidence in the president fell from 51% to 46% and the percentage of those who do not have confidence in him grew from 45% to 51%.

Regarding actions and policies by specific areas, education registered the greatest increase in dissatisfaction. The percentage of those who disapprove of the government's actions in this area grew by 10 points, from 44% to 54%, while the percentage of those who approve shrank from 51% to 42%.

The decline in the president's popularity was higher among women, among respondents who studied up to the 4th grade of primary school, among Brazilians with lower household income, and among residents in the North/Midwest and Northeast regions. It is worth highlighting that this change was largely driven by the decline in the percentage of undecided individuals, i.e. those who did not know or did not want to answer in the previous survey.

## *Dissatisfaction with the government*

Percentage of respondents (%)



### Summary

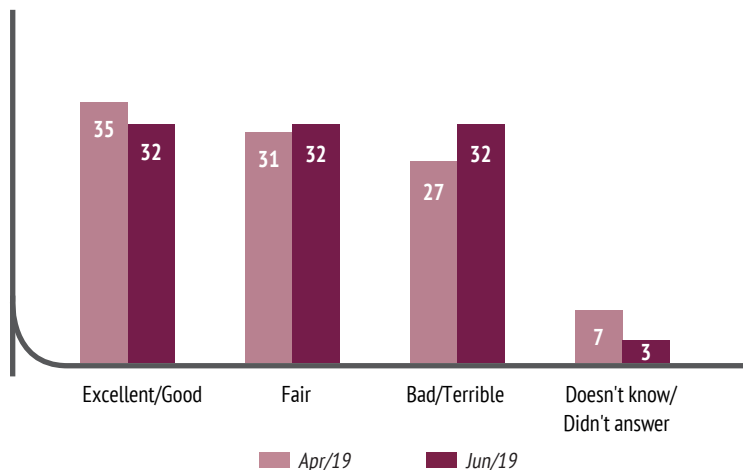
- Evaluation of the government [Page 6](#)
- Approval of the government by area [Page 7](#)
- Perception of media coverage of the government [Page 8](#)
- Evaluation of the government: from José Sarney to Jair Bolsonaro [Page 9](#)
- Results table [Page 10](#)



## EVALUATION OF THE GOVERNMENT

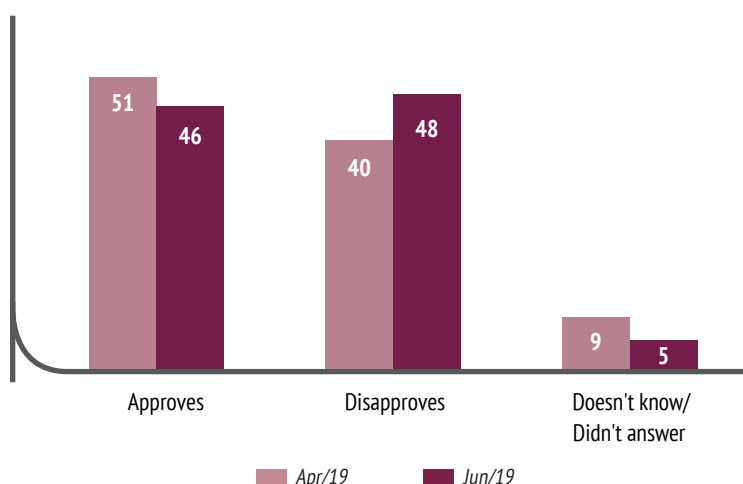
### Evaluation of the Jair Bolsonaro administration

Percentage of responses (%)\*



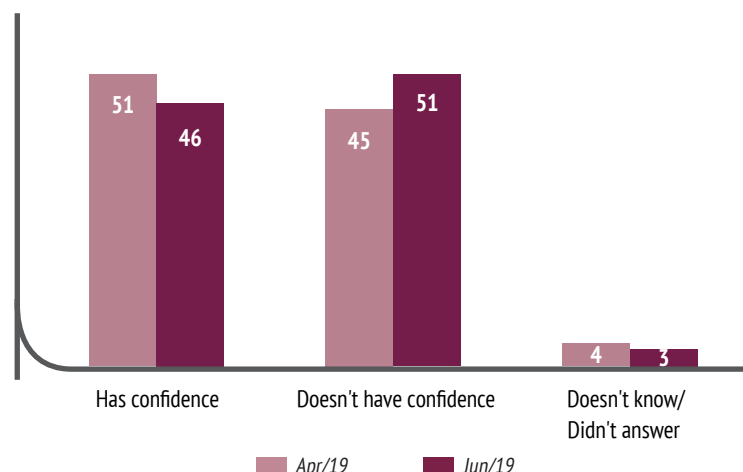
### Approval of the way of governing

Percentage of responses (%)\*



### Confidence in President Jair Bolsonaro

Percentage of responses (%)\*



\*Note: The sum of the percentages may not be equal to 100 due to rounding errors.

## Highlights by respondent profile

### Approval ratings increase in the South

The South has consolidated itself as the region in which President Bolsonaro's popularity is the highest – and the only region in which more than 50% of the population rates the government as excellent or good. Between April and June, the percentage of respondents who rated the government as excellent or good rose from 44% to 52% in the region, led by a decline in the percentage of those who rate the government as fair. In the Northeast, dissatisfaction with the government increased and the percentage of those who rate the government as bad or terrible grew from 40% to 47%, while those who rate it as excellent or good fell from 25% to 17%. The highest increase in the percentage of those who rate the government as either bad or terrible was observed in the North and Midwest regions: up from 20% to 33%.

### Popularity lower in capital cities

Regarding the status of respondents' municipality, while the president's popularity fell more sharply in non-capital cities, it is still lower among residents in capital cities. The percentage of residents in non-capital cities that disapprove of President Bolsonaro's way of governing increased by 11 percentage points, up from 37% to 48%, while approval ratings dropped from 54% to 46% between April and June. In this same group, 31% rated the government as bad or terrible, up from 25% in April. Residents in capital and non-capital cities have a similar perception of the president's way of governing and confidence in the government. In capital cities, however, the percentage of respondents who rated the government as bad or terrible was higher: 37%.

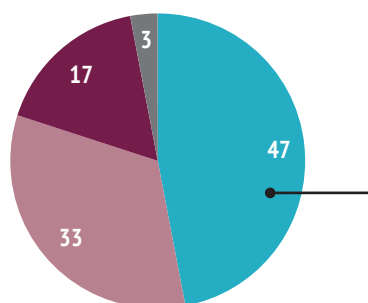
### Government ratings drop more sharply among women

The percentage of those who approve of the president's way of governing and have confidence in him fell among both men and women, but the decline was more pronounced among women. In June, 54% of men approved of the president's way of governing and 42% disapproved. Among women, 39% approved and 54% disapproved. Fifty-four percent of men and 39% of women say they have confidence in the president, while 44% and 57%, respectively, say they have no confidence in him.

## Comparison with the Michel Temer administration

Percentage of responses (%)\*

In the Northeast region, the percentage of those who rate the Bolsonaro administration as better than Temer's stands at 33%, a figure that jumps to 63% in the South region.

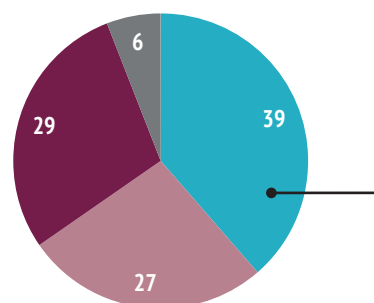


■ Better ■ The same ■ Worse ■ Doesn't know/Didn't answer

## Perspectives for the remainder of the Jair Bolsonaro administration

Percentage of responses (%)\*

Among the respondents with a higher education, 43% believe that the remainder of the administration will be excellent or good. This percentage falls to 33% among Brazilians who studied up to the 4th grade of primary school.



■ Excellent/Good ■ Fair ■ Bad/Terrible ■ Doesn't know/Didn't answer

\*Note: The sum of the percentages may not be equal to 100 due to rounding errors.

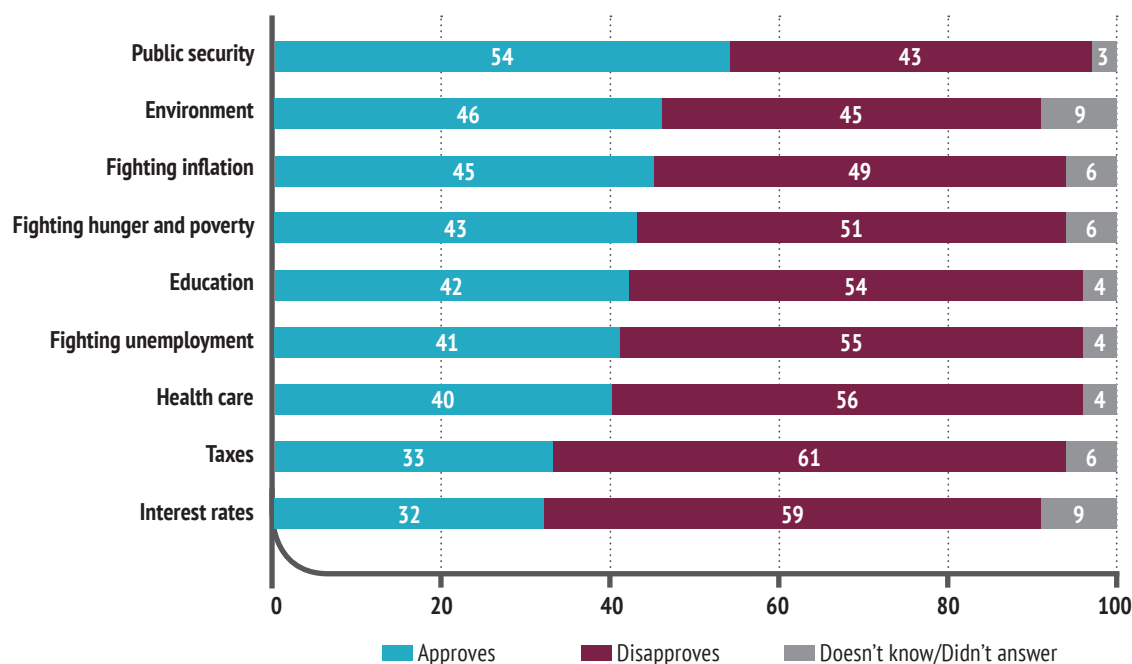
## Approval of the government by area

The increased dissatisfaction with the government is also reflected in the ratings by area. In five of the nine areas considered in the survey, the disapproval ratings increased within the margin of error, while in the other four they grew above the survey's margin of error.

In Education, disapproval ratings increased by 10 percentage points, up from 44% to 54%, causing it to fall from second to fifth place among the best rated areas. Fighting unemployment, Health, and Taxes were other areas with significant increases in disapproval ratings.

## Evaluation of the Jair Bolsonaro administration by area

Percentage of responses in June 2019 (%)\*



\*Note: The sum of the percentages may not be equal to 100 due to rounding errors.



## Perception of media coverage of the government

News items recalled by the population	
Percentage of respondents who mentioned the news item or a similar story (%)	
Welfare reform (unspecified)	13
Government decree facilitating for citizens to keep firearms at home	10
Publication of messages allegedly exchanged between federal prosecutors in the Lava Jato (Car Wash) task force and Minister Sérgio Moro	8
Sérgio Moro's "anti-crime package"	5
President Jair Bolsonaro's decree easing gun rules is defeated in the Federal Senate	5
Funding cuts and budget freezes for Education	4
Ministers fired	3
Protests across Brazil against funding cuts and budget freezes for education	3
Protests across Brazil against the welfare reform	3
Government submits a bill proposing changes in the Brazilian Traffic Code (including in driver's license)	3
Demonstrations across Brazil in support of the government, the welfare reform and the "anti-crime package"	2
General strike in Brazil against the welfare reform and funding cuts in Education	2
Joaquim Levy resigns as president of the Brazilian Development Bank	1
Son of Jair Bolsonaro involved in corruption	1
News items about the Bolsa Família (Family Grant) Program and other social programs	1
Demonstrations across Brazil (unspecified)	1
President Jair Bolsonaro participates in the March for Jesus	1
Lava Jato Operation/Investigation into corruption at Petrobrás/Petrolão (Big Petrol) scandal (unspecified)	1
News items about the environment (unspecified)	1
News items about government corruption (unspecified)	1
News items about unemployment (unspecified)	1
News items about the economy (unspecified)	1
News items about security (unspecified)	1
Commission submits amendments to the proposed welfare reform bill	1
Jair Bolsonaro's trips (unspecified)	1
Other news items about Jair Bolsonaro's administration	2
Other news items about Jair Bolsonaro (appeared with a rifle, his posts on social media, Ratinho TV show, etc.)	1
None	11
Doesn't know/Didn't answer	36

The perception that recent news items have been more unfavorable to the government rose from 39% to 45% between April and June.

News items about the welfare reform, the gun ownership/license decree and popular demonstrations were uppermost in the population's memory.

The welfare reform was one of the most recalled government actions by the population. While 13% of respondents mentioned news items about the reform in a general manner, 1% mentioned the amendments made by the Special Commission of Congress. Funding cuts and budget freezes for Education were mentioned by 4% of Brazilians.

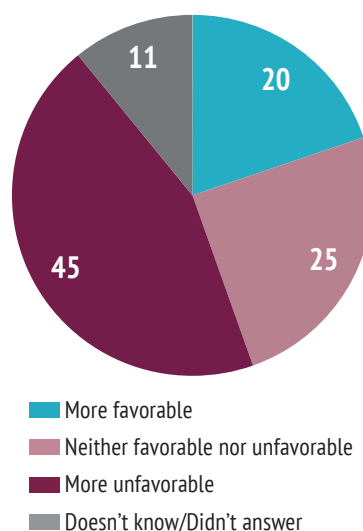
News reports about demonstrations and strikes were mentioned by 10% of Brazilians (individual respondents may have cited more than one demonstration or strike): 3% mentioned demonstrations against cuts to education; 3% cited demonstrations against the welfare reform; 3% mentioned demonstrations in support of the government; 2% remembered news items about the general strike; and 1% mentioned unspecified demonstrations.

About 10% of Brazilians remembered news stories about the decree that eases gun control, while 5% cited the defeat the decree suffered in the Federal Senate. Another topic regarding public security was Minister Sergio Moro's "anti-crime package", as mentioned by 5% of respondents.

News reports about the messages allegedly exchanged between Minister Sérgio Moro and Lava Jato's federal prosecutors were recalled by 8% of the population.

### Perception of news items about the government

Percentage of responses in June 2019 (%)\*

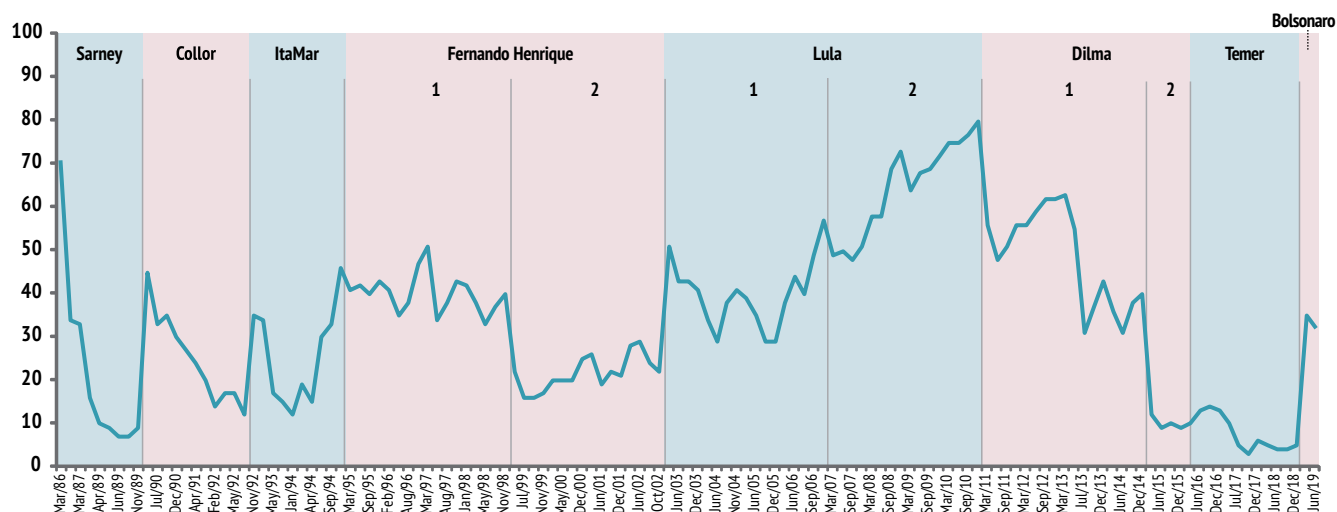


\*Note: The sum of the percentages may not be equal to 100 due to rounding errors.

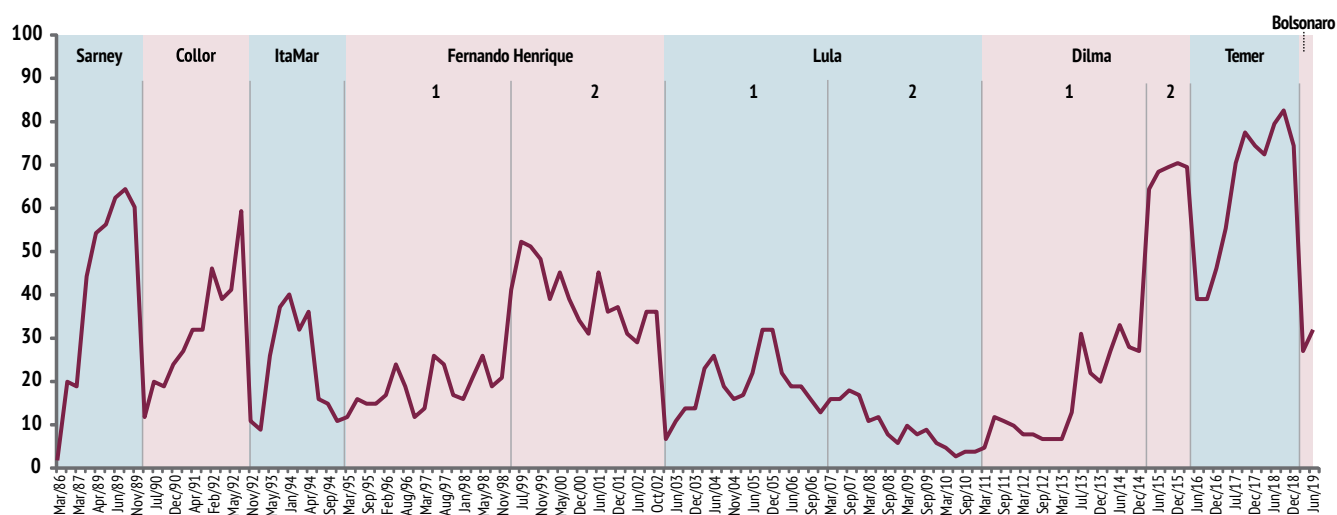


## Evaluation of the government: from José Sarney to Jair Bolsonaro

*Percentage of respondents who consider the government excellent or good (%)\**



*Percentage of respondents who consider the government bad or terrible (%)\**



\* Note: Between 1986 and 1994, the CNI-Ibope survey was not carried out on a regular basis. Most information for this period come from similar surveys carried out independently by Ibope and kindly ceded to CNI.

## RESULTS TABLE

Percentage of responses (%)*	Jun/19
<b>Evaluation of the government</b>	
Excellent / Good	32
Fair	32
Bad/Terrible	32
Doesn't know/Didn't answer	3
<b>Perspectives for the remainder of the Temer administration</b>	
Excellent / Good	39
Fair	27
Bad/Terrible	29
Doesn't know/Didn't answer	6
<b>Approval of the president's way of governing</b>	
Approves	46
Disapproves	48
Doesn't know/Didn't answer	5
<b>Confidence in the president</b>	
Have confidence	46
No confidence	51
Doesn't know/Didn't answer	3
<b>Approval of the government by performance area</b>	
<b>Interest rates</b>	
Approves	32
Disapproves	59
Doesn't know/Didn't answer	9
<b>Fighting unemployment</b>	
Approves	41
Disapproves	55
Doesn't know/Didn't answer	4
<b>Public security</b>	
Approves	54
Disapproves	43
Doesn't know/Didn't answer	3
<b>Fighting inflation</b>	
Approves	45
Disapproves	49
Doesn't know/Didn't answer	6
<b>Fighting hunger and poverty</b>	
Approves	43
Disapproves	51
Doesn't know/Didn't answer	6
<b>Taxes</b>	
Approves	33
Disapproves	61
Doesn't know/Didn't answer	6

Percentage of responses (%)*	Jun/19
<b>The environment</b>	
Approves	46
Disapproves	45
Doesn't know/Didn't answer	9
<b>Health care</b>	
Approves	40
Disapproves	56
Doesn't know/Didn't answer	4
<b>Education</b>	
Approves	42
Disapproves	54
Doesn't know/Didn't answer	4
<b>Perception of news items about the government</b>	
More favorable	20
Neither favorable nor unfavorable	25
More unfavorable	45
Doesn't know/Didn't answer	11
<b>Comparison with Michel Temer</b>	
Better	47
The same	33
Worse	17
Doesn't know/Didn't answer	3

\*Note: The sum of the percentages may not be equal to 100 due to rounding errors.



### Technical specifications

Sample profile: 2,000 interviews in 126 municipalities.

Survey period: June 20-23, 2019.

The estimated margin of error is 2 percentage points above or below the results found in the sample. The confidence level is 95%.



### Learn more

For more information on the survey, including previous editions, methodology, historical series, and highlights by respondent profile, visit: [www.cni.com.br/e\\_pesqcniibope](http://www.cni.com.br/e_pesqcniibope)

## **CNI - NATIONAL CONFEDERATION OF INDUSTRY**

### **Data analysis**

Renato da Fonseca

Maria Carolina Correia Marques

*Research and Competitiveness Unit – GPC*

*Policy and Strategy Directorate - DIRPE*

### **Production of statistical data**

Edson Velloso

*Statistics Unit*

*Research and Competitiveness Unit – GPC*

*Policy and Strategy Directorate - DIRPE*

### **Editorial production and graphic design**

Carla Regina P. Gadelha

Simone Marcia Broch

*Editing Unit*

*Research and Competitiveness Unit – GPC*

*Policy and Strategy Directorate - DIRPE*

### **Normalization**

Alberto Nemoto Yamaguti

*Administration, Documentation and Information Department - ADINF*

*Corporate Services Directorate – DSC*

Customer Service – SAC

Tels.: (61) 3317-9989 / 3317-9992

Email: [sac@cni.com.br](mailto:sac@cni.com.br)

[www.portaldaindustria.com.br](http://www.portaldaindustria.com.br)

---

### **Elaboration of the survey**

IBOPE Inteligência



*Brazilian National Confederation of Industry*  
**THE FUTURE OF INDUSTRY**

[www.cni.com.br/indicadorescni](http://www.cni.com.br/indicadorescni)